



Fiscal Year 2023-2024 Budget

May 25, 2023



2023-2024 BUDGET

TABLE OF CONTENTS

RESOLUTION 1

TRANSMITTAL LETTER 3

DISTRICT MISSION AND VISION STATEMENTS 6

DECADE OF WATER SUPPLY PROJECTS..... 7-9

EXPENDITURES:

 EXPENDITURE SUMMARY CHART 10

 EXPENDITURES COMPARISON BY YEAR..... 11

 EXPENDITURES BY OPERATING FUND 12

 LABOR ALLOCATION BY OPERATING FUNDS 13

 EXPENDITURES BY DIVISION 14

 PROJECT EXPENDITURES 15-18

 CAPITAL IMPROVEMENT PLAN..... 19

 CAPITAL ASSET PURCHASES 20

 CAPITAL ASSET REPLACEMENT/REPAIR SCHEDULE 21

REVENUES:

REVENUES SUMMARY CHART.....22

REVENUES COMPARISON BY YEAR23

REVENUES BY OPERATING FUND24

REIMBURSABLE AMOUNTS AND GRANTS25

ANALYSIS OF RESERVES 26-27

ORGANIZATION CHART28

DIVISIONAL BUDGET:

GENERAL MANAGER’S OFFICE 29-30

ADMINISTRATIVE SERVICES 31-32

WATER RESOURCES 33-34

WATER DEMAND..... 35-36

ENVIRONMENTAL RESOURCES..... 37-38

BUDGET CALENDAR39

GLOSSARY40



RESOLUTION NO. 2023-07

**A RESOLUTION OF THE BOARD OF DIRECTORS OF THE
MONTEREY PENINSULA WATER MANAGEMENT DISTRICT
ADOPTING THE BUDGET FOR FISCAL YEAR 2023-2024**

WHEREAS, the General Manager has proposed a budget for Fiscal Year 2023-2024, a copy of which is on file at the District’s office.

WHEREAS, the Board of Directors has examined, and deliberated on, the budget during meetings held on May 25, 2023 and June 19, 2023.

NOW, THEREFORE BE IT RESOLVED by the Board of Directors of the Monterey Peninsula as follows:

1. That the said budget as approved at the June 19, 2023 Board of Directors Meeting is hereby approved and adopted as the budget for the Monterey Peninsula Water Management District for Fiscal Year 2023-2024.
2. That the General Manager may delegate the authority to implement this resolution to the Administrative Services Manager/Chief Financial Officer.
3. That the General Manager is authorized and directed to transfer funds from one activity to another within a given fund, and from one Division to another Division, as such times are appropriate, in accordance with generally-accepted accounting principles and consistent with the objectives outlined in the approved budget.
4. That any contract for professional services, or other expenditures for procuring equipment, supplies or services, included in the budget that exceeds \$15,000 shall be executed by the General Manager only upon approval by the Board of Directors at a meeting of the Board of Directors.

PASSED AND ADOPTED on this 19th day of June, 2023 on a motion by Director _____ and seconded by Director _____ via roll-call vote:

AYES:
NAYS:
ABSENT:

I, David J. Stoldt, Secretary to the Board of Directors of the Monterey Peninsula Water Management District, hereby certify that the foregoing is a resolution duly adopted on the 19th day of June 2023.

Witness my hand and seal of the Board of Directors this 19th day of June 2023.

David J. Stoldt
Secretary to the Board



June 19, 2023

Chairperson Adams and Board Members
Monterey Peninsula Water Management District
5 Harris Court, Building G
Monterey, California 93940

Dear Chairperson Adams and Board Members:

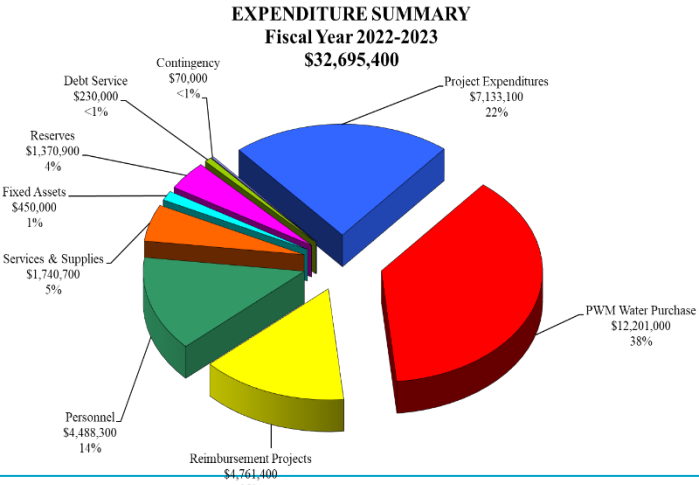
Budget Overview

This letter transmits the recommended budget for Fiscal Year (FY) 2023-2024. While preparing the budget, District staff was mindful of the continuing uncertain economic conditions caused by COVID19 as well as the current status of the District's existing funding sources, including the water supply charge revenue. In preparing this year's budget, staff again adhered to the strategy to adopt balanced budgets as directed by the Board of Directors in 2005. The FY 2023-2024 Budget does include use of reserves to maintain District's current programs and services, and it also assumes continued collection of the previously adopted Water Supply Charge and Property Tax revenue. This budget also includes continued collection of the User Fee revenue from ratepayers of California American Water. This budget also includes revenue and expenses related to billing of PWM water sales. Although Water Supply Charge revenue is collected, it will be set aside in reserve fund due to pending litigation. This budget does not use the proceeds from Water Supply Charge revenue.

After compilation of the original requests from all Divisions, a detailed review, and several adjustments by Division Managers and the General Manager, culminated this budget with proposed expenditures and revenues for FY 2023-2024 totaling \$48,306,250, of which \$20,232,200 or 42% includes reimbursement funds from California American Water ratepayers, grants, and reimbursements from other agencies.

Expenditures

As shown in the graph on the right and in the expenditures portion of the FY 2023-2024 Budget, the budgeted expenditures of \$48,306,250 which is higher from the amount budgeted in FY 2022-2023. The project expenditures portion of the budget includes \$2,969,900 towards water supply projects Aquifer Storage Recovery 1 & 2, Pure Water Monterey (Groundwater Replenishment Project), Local Water



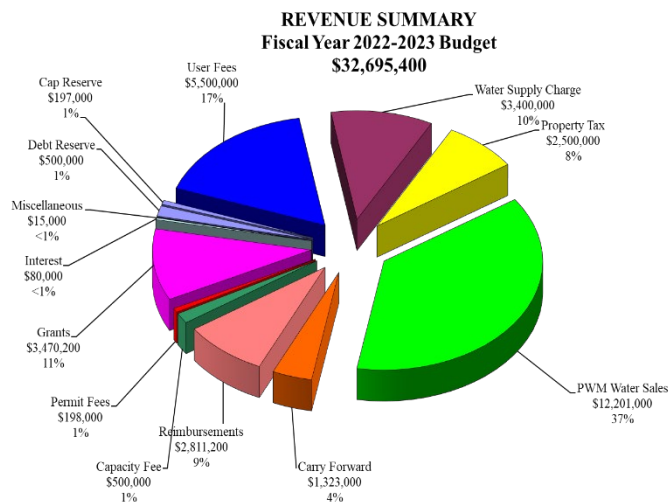
Projects, other Water Supply Projects, mitigation projects, and non-reimbursable conservation & rebate program activities. It also includes \$20,185,700 towards reimbursement project costs. The reimbursable project expenditure budget includes funds for the operation of ASR 1 & 2, Los Padres Dam Alternative Study, Sleepy Hollow Intake construction, IRWM Implementation Project, PWM grant funded projects, and conservation rebate program costs. In addition, it also includes \$13,275,500 towards PWM water purchase costs. The budget was prepared with the assumption that Cal-Am would continue to reimburse the District for the operation of ASR 1 & 2.

Other large project expenditures include \$100,500 for riparian and erosion control activities, \$673,000 for the operation of the Sleepy Hollow fish rearing facility and related fish rescue activities, \$163,000 for lagoon and hydrologic monitoring, \$2,200,000 for IRWM Implementation Project, \$411,000 for conservation related activities, and \$400,000 for water conservation rebates. The rebate amount is reimbursable by Cal-Am ratepayers. The project expenditure budget also includes \$16,800,000 for PWM expansion project that is funded by grant.

The budget for legal expenses is \$400,000 which is maintained at the same level from previous fiscal year. The budget also includes \$230,000 for fixed assets purchases. The FY 2023-2024 Budget also includes a 3-Year Capital Improvement Project Forecast.

Revenues

The FY 2023-2024 revenue budget totals \$48,306,250 which is higher from the amount budgeted in FY 2022-2023. This budget assumes collection of the previously adopted Water Supply Charge in the amount of \$3,400,000 for FY 2023-2024. Although, this fee is collected, it will be set aside in reserve fund due to pending litigation. This budget also includes continued collection of the User Fee revenue in the amount of \$6,000,000 from ratepayers of California American Water. This User Fee revenue projection is based on



an estimated collection of revenues by California American Water. Property tax revenues are projected to be \$2,600,000 which is slightly higher than the amount budgeted in FY 2022-2023. PWM water sales revenue in the amount of \$13,275,500 based on 3,500 ac. ft. of water delivery. Capacity Fees are estimated to be \$500,000; permit revenues are budgeted at \$198,000, both projected at the same level as prior fiscal year. Projected revenues also include reimbursements of \$591,600 from Cal-Am ratepayers for ASR 1 and ASR 2 operational costs, \$400,000 from Cal-Am ratepayers for rebates, \$39,600 for services provided to the Seaside Basin Watermaster, and \$18,940,000 in grant funds. The carry forward are funds that was budgeted but not spent in prior fiscal year for projects and so the projects are rolled forward to the current fiscal year. Carry forward amount included in this budget is \$886,500.

Reserves

The following table summarizes the ending balances in the reserve accounts. There are changes to reserve balances as a result of the proposed budget:

Reserve Description	Projected Balance 06/30/2023	FY 2023-2024 Change	Projected Balance 06/30/2024
Litigation/Insurance Reserve	\$250,000	\$0	\$250,000
Capital Reserve	1,294,800	230,300	1,525,100
Flood/Drought Reserve	328,944	0	328,944
Debt Reserve	222,743	0	222,743
Pension Reserve	500,000	100,000	600,000
OPEB Reserve	500,000	100,000	600,000
Mechanics Bank Reserve	-	0	-
General Operating Reserve	19,085,887	(607,100)	18,478,787
Total	\$22,182,374	(\$176,800)	\$22,005,574

As the table above indicates the general reserve is expected to have a balance of approximately \$18,478,787, or 81% of the operating budget. The reserve change column has (\$176,800) use in reserves for the current fiscal year. The current year also includes \$200,000 set aside for pension/other post-employment benefit reserve accounts, \$230,300 set aside for capital reserve.

Summary

The 2023-2024 Budget was prepared using the strategies adopted in 2005 by the Board of Directors to adopt balanced budgets on an annual basis. The FY 2023-2024 Budget does include use of reserves to balance the budget, however, the proceeds used are from carry forward line item. This budget assumes continued collection of the District's four main sources of revenues (Water Supply Charge, User Fee, Property Tax, and PWM water sales), which will allow the District to maintain its service levels currently provided by the District and sustain its ability to achieve the objectives in the District's Strategic Plan, including Mission and Vision Statements. The District's Management Team would like to thank the Board of Director's and other District employees for their contributions and participation in the development of the FY 2023-2024 Budget. They have made contribution to the development of the budget under difficult circumstances and we acknowledge their efforts. As always, this challenging process has produced an excellent document worthy of recognition.

Respectfully submitted:

David J. Stoldt
General Manager

Suresh Prasad
Administrative Services Manager/
Chief Financial Officer



MISSION STATEMENT

Sustainably manage and augment the water resources of the Monterey Peninsula to meet the needs of its residents and businesses while protecting, restoring, and enhancing its natural and human environments.

VISION STATEMENT

Model ethical, responsible, and responsive governance in pursuit of our mission.



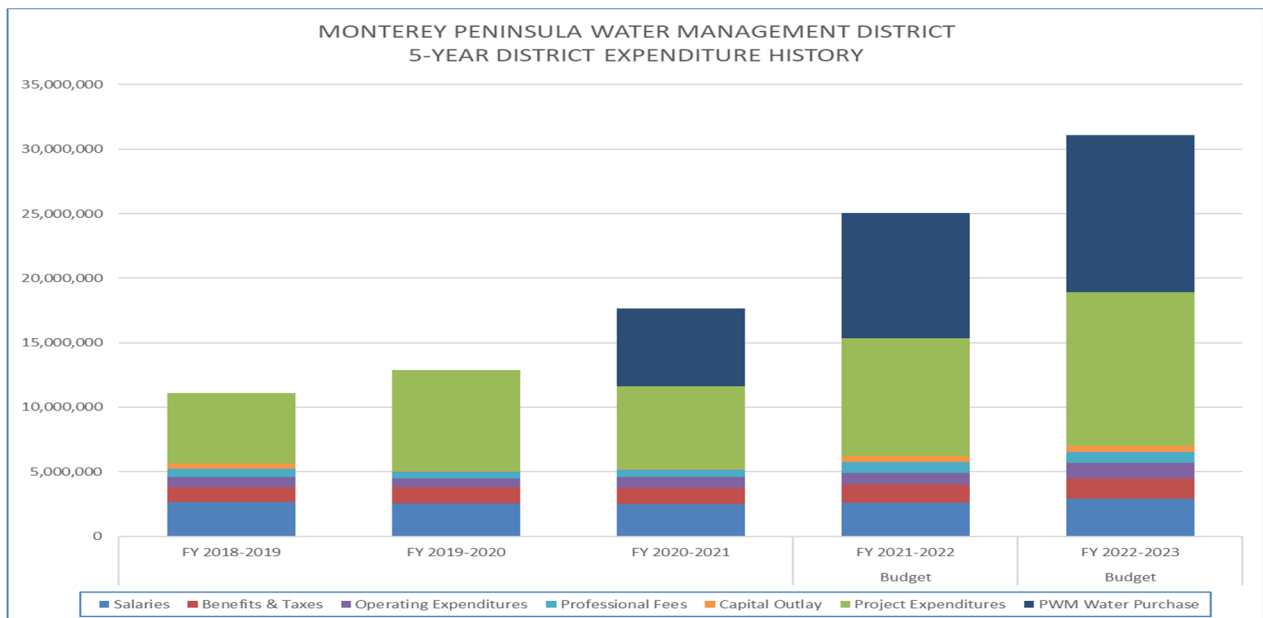
Introduction

In Monterey County, there is no issue that causes more discussion than water supply and management. Whether it is Steelhead on the Carmel River, slant wells in Marina, or agricultural supply in the Salinas Valley, everyone has an opinion on water. In the past several years, however, one opinion shared by the majority of the Monterey Peninsula has been the positive presence and stability of the Monterey Peninsula Water Management District.

Originally formed in 1978 to provide a water supply solution, to promote water conservation, and to perform environmental stewardship, the Water Management District, has continually strived to meet the ever-changing needs of the community while staying true to its enabling legislation. Many people forget that in the late 1980s and early 1990s, the District introduced two separate water supply projects that would have provided well over 20,000 acre-feet of water per year and permanently solved the Monterey Peninsula’s current water supply issues. These two projects, among others, were either voted down or abandoned for lack of community or legislative support.

A Focus on Water Supply

Nevertheless, the District persisted in its goal of creating new water and did so by creatively examining where this water could be found. From the expansion of the Paralta Well and the creation of the Pebble Beach Reclamation Project to the establishment of Aquifer Storage and Recovery and Pure Water Monterey Projects, the Water Management District is responsible for over 7,000 acre-feet of new water supply for the Monterey Peninsula. This renewed focus on water supply is evidenced by the changing face of the District’s expenditures.



As shown in the chart above, the District's expenditures on water projects (green segment in chart) has been a steady \$5 to \$10 million each year recently. What's more, beginning in 2020 with the completion of Pure Water Monterey the District's expenditure on purchased water for resale to Cal-Am (dark blue in chart) has gone from \$6 million to almost \$11 million expected in FY2022-23.

Since 2013, the District has spent \$39 million out-of-pocket on water projects, and sought State and Federal grants and loans for over \$100 million more.

Conserving at the Same Time

While the District was working on new water, it was also focused on making better use of the Monterey Peninsula's existing water supply through conservation. The State Water Resources Control Board Order in 1995, compelling the local water retailer to reduce its illegal pumping from the Carmel River, was an initial motivating factor in these efforts, but it was the recent drought that truly brought the public's acceptance of reduced water use to its current level. Through its outreach and legislative efforts, the District helped the Monterey Peninsula reduce its overall water consumption by almost 35%. From 1997 through 2021, the residents and businesses in the area decreased usage from 15,000 acre-feet of water per year to below 9,800. The methods range from rebates for water-efficient appliances and fixtures and the distribution of thousands of free water-saving devices to mandatory retrofits for commercial properties and updated outdoor irrigation regulations. Most importantly is the fact that the tremendous reduction in use was done without rationing, a common tactic used by water agencies during times of drought.

Environmental Stewardship

The Monterey Peninsula is one of the most beautiful places in the country. That's why millions of visitors travel here each year and its residents are fiercely protective of its natural environment. What if the private water company tasked with supplying water to those residents, businesses, and visitors was illegally over-drafting the area's water sources and endangering flora and fauna along the way?

Luckily, the Water Management District had the legislative oversight necessary to help mitigate over-pumping of the Carmel River and Seaside Basin. That plan, executed by the biologists and engineers at the Water Management District has been responsible for multiple projects including repairing streambanks of the Carmel River to prevent erosion as well as restoring the riverbeds and surrounding habitat to improve conditions for the fish and animals that live there. The District's Steelhead Rescue Team has been responsible for saving thousands of the endangered fish relocating them in the river or allowing them to flourish and grow at the Sleepy Hollow Fish Rearing Facility before their release back into the wild. Additionally, District scientists are employing state of the art monitoring technology to learn more about how to preserve the species.

Transparency

With so much change in local and regional public agencies, the Water Management District has enjoyed unprecedented stability over the past several years. Drawing on renewed mission, values, and vision statements, the special district's staff and Board of Directors have created a culture of transparency and honest communication with its constituents, businesses, and other organizations and municipalities. Tough decisions are part of any public agency's day, but when those decisions

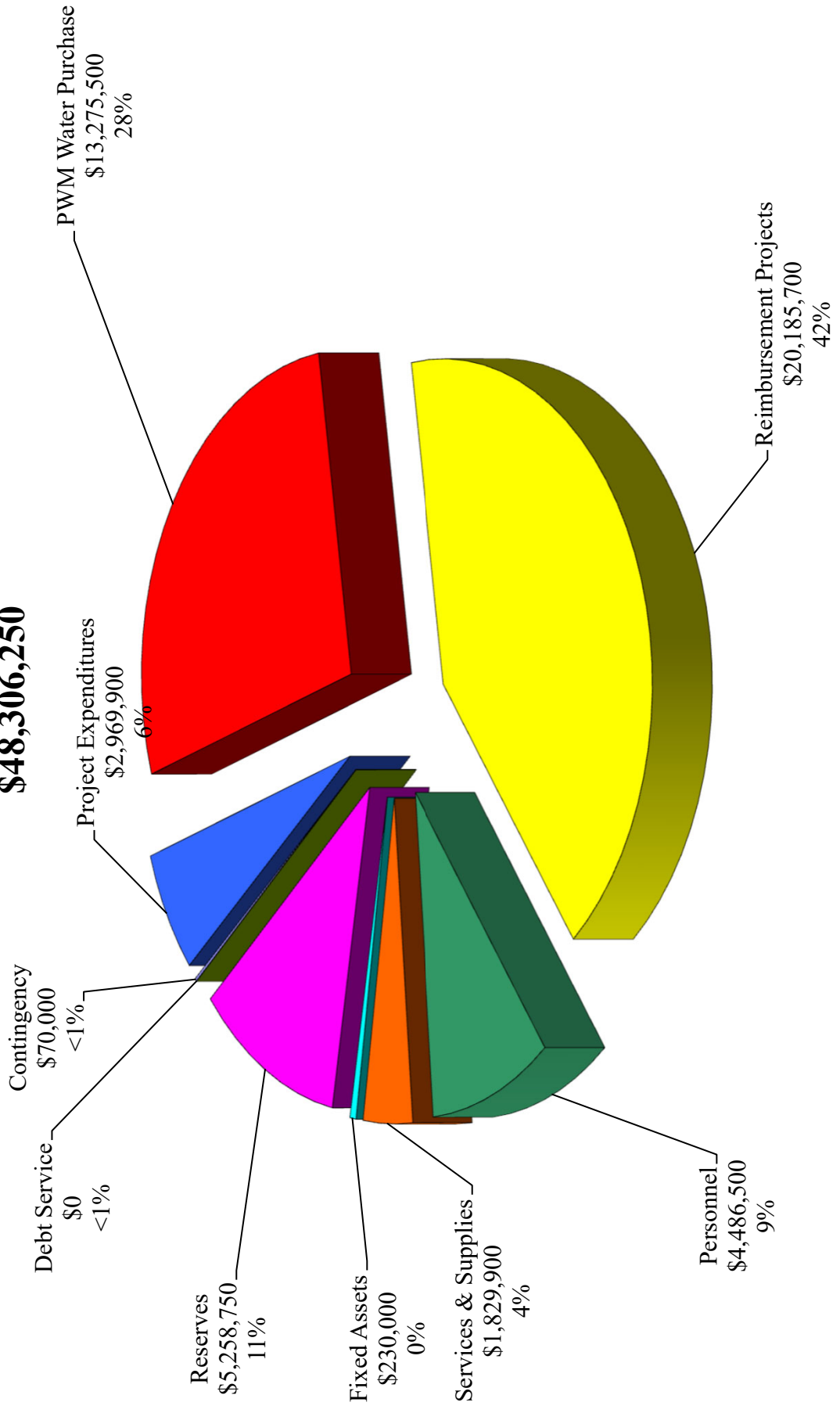
involve a critical public service like water, they become that much more important. Prior to making those decisions at the committee and board levels, the District often meets with the public to receive their input before formally discussing and voting on the issue at hand. As stewards of the public's money, the Water Management District takes its budgeting and accounting process extremely seriously. The reporting of this fiscal responsibility has earned the District back to back Certificate of Achievement in Financial Reporting from the prestigious Government Finance Officers Association of the United States and Canada and a certificate honoring its transparency from the California Special Districts Association.

The District continues to serve needs of the residents, businesses, and organizations on the Monterey Peninsula with stability, transparency, and honesty. While the personalities of its Board of Directors may change, the District is steadfast in its commitment to its mission: promote or provide for a long-term sustainable water supply, and to manage and protect water resources for the benefit of the community and the environment.

EXPENDITURE SUMMARY

Fiscal Year 2023-2024

\$48,306,250



**Monterey Peninsula Water Management District
Expenditures Comparison by Year
Fiscal Year 2023-2024 Budget**

	FY 2021-2022 Revised	FY 2022-2023 Revised	FY 2023-2024 Adopted	Change From Previous Year	Percentage Change
PERSONNEL					
Salaries	\$2,611,200	\$2,920,500	\$2,902,800	(\$17,700)	-0.61%
Retirement	707,100	791,900	820,700	28,800	3.64%
Unemployment Compensation	12,000	10,000	10,100	100	1.00%
Auto Allowance	6,000	6,000	6,000	0	0.00%
Deferred Compensation	10,000	10,500	10,700	200	1.90%
Temporary Personnel	50,000	10,000	10,000	0	0.00%
Workers Comp. Ins.	66,800	57,100	56,600	(500)	-0.88%
Employee Insurance	365,900	434,500	441,700	7,200	1.66%
Employee Insurance - Retirees	141,000	154,500	142,000	(12,500)	-8.09%
Medicare & FICA Taxes	43,600	50,500	49,500	(1,000)	-1.98%
Personnel Recruitment	3,000	8,000	8,000	0	0.00%
Other Benefits	2,000	2,000	2,000	0	0.00%
Staff Development	15,300	32,800	26,400	(6,400)	-19.51%
Subtotal	\$4,033,900	\$4,488,300	\$4,486,500	(\$1,800)	-0.04%
SERVICES & SUPPLIES					
Board Member Comp	\$34,000	\$37,000	\$37,000	\$0	0.00%
Board Expenses	4,000	9,000	8,000	(1,000)	-11.11%
Rent	24,200	26,200	26,300	100	0.38%
Utilities	33,200	33,200	33,200	-	0.00%
Telephone	50,000	47,000	47,000	-	0.00%
Facility Maintenance	56,600	55,000	55,100	100	0.18%
Bank Charges	20,000	25,000	25,100	100	0.40%
Office Supplies	19,000	24,200	24,200	-	0.00%
Courier Expense	6,000	7,600	7,600	-	0.00%
Postage & Shipping	5,900	7,900	7,500	(400)	-5.06%
Equipment Lease	13,000	18,000	13,100	(4,900)	-27.22%
Equip. Repairs & Maintenance	7,000	5,000	5,100	100	2.00%
Printing/Duplicating/Binding	500	600	-	(600)	-100.00%
IT Supplies/Services	231,000	250,000	260,000	10,000	4.00%
Operating Supplies	16,700	21,200	21,200	-	0.00%
Legal Services	400,000	400,000	400,000	-	0.00%
Professional Fees	455,000	460,000	455,100	(4,900)	-1.07%
Transportation	31,000	31,000	31,000	-	0.00%
Travel	14,000	18,000	19,500	1,500	8.33%
Meeting Expenses	19,600	21,200	19,800	(1,400)	-6.60%
Insurance	134,000	174,000	250,000	76,000	43.68%
Legal Notices	3,100	3,200	2,600	(600)	-18.75%
Membership Dues	35,400	42,200	41,200	(1,000)	-2.37%
Public Outreach	2,600	3,000	3,100	100	3.33%
Assessors Administration Fee	30,000	34,000	34,000	-	0.00%
Miscellaneous	3,100	3,200	3,200	-	0.00%
Subtotal	\$1,648,900	\$1,756,700	\$1,829,900	\$73,200	4.17%
FIXED ASSETS	448,500	450,000	230,000	(\$220,000)	-48.89%
PROJECT EXPENDITURES					
Project Expenses	6,717,900	5,310,100	2,969,900	(2,340,200)	-44.07%
PWM Water Purchase	9,695,000	12,201,000	13,275,500	1,074,500	8.81%
Reimbursement Projects	2,414,300	1,393,400	20,185,700	18,792,300	1348.67%
ELECTION EXPENSE	0	250,000	0	(250,000)	-100.00%
CONTINGENCY	70,000	70,000	70,000	0	0.00%
Subtotal	\$19,345,700	\$19,674,500	\$36,731,100	\$17,056,600	86.69%
DEBT SERVICE	730,000	2,150,000	0	(2,150,000)	-100.00%
CAPITAL RESERVE	339,300	408,500	330,300	(78,200)	-19.14%
GENERAL FUND BALANCE	500,000	649,400	1,328,450	679,050	104.57%
PENSION RESERVE	100,000	100,000	100,000	0	0.00%
OPEB RESERVE	100,000	100,000	100,000	0	0.00%
MECHANICS BANK RESERVE	500,000	0	0	0	0.00%
WATER SUPPLY RESERVE	0	0	3,400,000	3,400,000	100.00%
RECLAMATION PROJECT	0	0	0	0	0.00%
Subtotal	\$2,269,300	\$3,407,900	\$5,258,750	\$1,850,850	54.31%
EXPENDITURE TOTAL	\$27,297,800	\$29,327,400	\$48,306,250	\$18,978,850	64.71%

**Monterey Peninsula Water Management District
Expenditures by Operating Fund
Fiscal Year 2023-2024 Budget**

	<u>Mitigation</u>	<u>Water Supply</u>	<u>Conservation</u>	<u>Total</u>
<u>PERSONNEL</u>				
Salaries	\$914,000	\$1,141,800	\$847,000	\$2,902,800
Retirement	257,100	350,700	212,900	820,700
Unemployment Compensation	4,000	4,100	2,000	10,100
Auto Allowance	900	3,600	1,500	6,000
Deferred Compensation	1,600	6,400	2,700	10,700
Temporary Personnel	3,300	3,500	3,200	10,000
Workers Comp. Ins.	26,900	25,700	4,000	56,600
Employee Insurance	147,000	156,200	138,500	441,700
Employee Insurance - Retirees	46,900	49,700	45,400	142,000
Medicare & FICA Taxes	15,900	20,300	13,300	49,500
Personnel Recruitment	2,600	2,800	2,600	8,000
Other Benefits	700	700	600	2,000
Staff Development	7,900	8,000	10,500	26,400
Subtotal	\$1,428,800	\$1,773,500	\$1,284,200	\$4,486,500
<u>SERVICES & SUPPLIES</u>				
Board Member Comp	12,200	13,000	11,800	37,000
Board Expenses	2,600	2,800	2,600	8,000
Rent	10,900	11,200	4,200	26,300
Utilities	11,200	11,800	10,200	33,200
Telephone	15,900	16,600	14,500	47,000
Facility Maintenance	18,200	19,300	17,600	55,100
Bank Charges	8,300	8,800	8,000	25,100
Office Supplies	7,500	8,000	8,700	24,200
Courier Expense	2,500	2,700	2,400	7,600
Postage & Shipping	2,400	2,500	2,600	7,500
Equipment Lease	4,300	4,600	4,200	13,100
Equip. Repairs & Maintenance	1,700	1,800	1,600	5,100
Printing/Duplicating/Binding	0	0	0	0
IT Supplies/Services	85,800	91,000	83,200	260,000
Operating Supplies	2,700	2,700	15,800	21,200
Legal Services	120,000	220,000	60,000	400,000
Professional Fees	150,200	159,300	145,600	455,100
Transportation	14,700	14,700	1,600	31,000
Travel	6,100	6,400	7,000	19,500
Meeting Expenses	6,200	6,600	7,000	19,800
Insurance	82,500	87,500	80,000	250,000
Legal Notices	1,000	1,000	600	2,600
Membership Dues	12,800	13,600	14,800	41,200
Public Outreach	1,000	1,100	1,000	3,100
Assessors Administration Fee	12,800	8,500	12,700	34,000
Miscellaneous	1,100	1,100	1,000	3,200
Subtotal	\$594,600	\$716,600	\$518,700	\$1,829,900
FIXED ASSETS	151,300	44,300	34,400	230,000
PROJECT EXPENDITURES				0
Project Expenses	958,200	1,530,200	481,500	2,969,900
PWM Water Purchase	0	13,275,500	0	13,275,500
Reimbursement Projects	2,200,000	17,536,200	449,500	20,185,700
ELECTION EXPENSE	0	0	0	0
CONTINGENCY	23,800	25,200	21,000	70,000
Subtotal	\$3,333,300	\$32,411,400	\$986,400	\$36,731,100
DEBT SERVICE	0	0	0	0
CAPITAL RESERVE	88,850	212,350	29,100	330,300
GENERAL FUND BALANCE	1,328,450	0	0	1,328,450
PENSION RESERVE	34,000	36,000	30,000	100,000
OPEB RESERVE	34,000	36,000	30,000	100,000
MECHANICS BANK RESERVE	0	0	0	0
WATER SUPPLY RESERVE	0	3,400,000	0	3,400,000
RECLAMATION PROJECT				0
Subtotal	\$1,485,300	\$3,684,350	\$89,100	\$5,258,750
EXPENDITURE TOTAL	\$6,842,000	\$38,585,850	\$2,878,400	\$48,306,250

**Monterey Peninsula Water Management District
Labor Allocation by Operating Funds
Fiscal Year 2023-2024**

	<u>Mitigation</u>	<u>Water Supply</u>	<u>Conservation</u>	<u>Total</u>
<u>General Manager's Office</u>				
General Manager	15%	60%	25%	100%
Executive Assistant	25%	50%	25%	100%
Financial Analyst	25%	50%	25%	100%
<u>Administrative Services</u>				
ASD Mgr/CFO	33%	34%	33%	100%
Accountant	33%	34%	33%	100%
HR Coordinator/Contract Specialist	33%	34%	33%	100%
Senior Office Specialist	33%	34%	33%	100%
Accounting/Office Specialist	33%	34%	33%	100%
<u>Water Resources</u>				
Water Resources Manager	10%	90%	0%	100%
Distict Engineer	25%	75%	0%	100%
Associate Hydrologist	10%	90%	0%	100%
Assistant Hydrologist	10%	90%	0%	100%
Assistant Hydrologist	10%	90%	0%	100%
<u>Water Demand</u>				
Water Demand Manager	0%	20%	80%	100%
Conservation Analyst	0%	75%	25%	100%
Conservation Analyst	0%	25%	75%	100%
Conservation Rep II	0%	0%	100%	100%
Conservation Rep I	0%	0%	100%	100%
Conservation Technician	0%	0%	100%	100%
Administrative Assistant	0%	0%	100%	100%
<u>Environmental Resources</u>				
Environmental Resources Manager	80%	20%	0%	100%
Associate Fisheries Biologist	100%	0%	0%	100%
Associate Fisheries Biologist	100%	0%	0%	100%
Assistant Fisheries Biologist	100%	0%	0%	100%
River Maintenance Specialist	90%	10%	0%	100%
Environmental Programs Specialist	100%	0%	0%	100%
Average Percentage	33%	35%	32%	100%

Monterey Peninsula Water Management District
Expenditures by Division
Fiscal Year 2023-2024 Budget

	General Manager's Office	Administrative Services	Water Resources	Water Demand	Environmental Resources	Total
<u>PERSONNEL</u>						
Salaries	\$390,000	\$517,200	\$637,900	\$732,200	\$625,500	\$2,902,800
Retirement	130,200	142,800	160,500	200,600	186,600	820,700
Unemployment Compensation	0	3,100	3,000	1,000	3,000	10,100
Auto Allowance	6,000	0	0	0	0	6,000
Deferred Compensation	10,700	0	0	0	0	10,700
Temporary Personnel	0	10,000	0	0	0	10,000
Workers' Comp.	1,900	2,400	24,800	3,400	24,100	56,600
Employee Insurance	44,000	85,100	87,200	121,300	104,100	441,700
Employee Insurance - Retirees	0	142,000	0	0	0	142,000
Medicare & FICA Taxes	5,900	10,400	13,400	10,700	9,100	49,500
Personnel Recruitment	0	8,000	0	0	0	8,000
Other Benefits	0	2,000	0	0	0	2,000
Staff Development	2,000	6,000	6,000	8,000	4,400	26,400
Subtotal	\$590,700	\$929,000	\$932,800	\$1,077,200	\$956,800	\$4,486,500
<u>SERVICES & SUPPLIES</u>						
Board Member Comp	\$0	\$37,000	\$0	\$0	\$0	37,000
Board Expenses	8,000	0	0	0	0	8,000
Rent	0	13,100	6,600	0	6,600	26,300
Utilities	0	32,000	600	0	600	33,200
Telephone	1,000	32,000	7,000	4,000	3,000	47,000
Facility Maintenance	0	55,100	0	0	0	55,100
Bank Charges	0	25,100	0	0	0	25,100
Office Supplies	1,000	20,000	600	2,000	600	24,200
Courier Expense	0	7,600	0	0	0	7,600
Postage & Shipping	300	6,000	600	600	0	7,500
Equipment Lease	0	13,100	0	0	0	13,100
Equip. Repairs & Maintenance	0	5,100	0	0	0	5,100
Printing/Duplicating/Binding	0	0	0	0	0	0
IT Supplies/Services	0	260,000	0	0	0	260,000
Operating Supplies	600	2,000	3,000	15,000	600	21,200
Legal Services	0	400,000	0	0	0	400,000
Professional Fees	280,000	175,100	0	0	0	455,100
Transportation	0	2,000	12,000	1,000	16,000	31,000
Travel	7,000	4,000	1,000	3,500	4,000	19,500
Meeting Expenses	600	18,000	0	1,000	200	19,800
Insurance	0	250,000	0	0	0	250,000
Legal Notices	0	2,000	600	0	0	2,600
Membership Dues	36,000	1,000	600	3,000	600	41,200
Public Outreach	3,100	0	0	0	0	3,100
Assessors Administration Fee	0	34,000	0	0	0	34,000
Miscellaneous	600	2,600	0	0	0	3,200
Subtotal	\$338,200	\$1,396,800	\$32,600	\$30,100	\$32,200	\$1,829,900
FIXED ASSETS	0	130,000	0	0	100,000	230,000
<u>PROJECT EXPENDITURES</u>						
Project Expenses	610,000	0	1,386,400	361,500	612,000	2,969,900
PWM Water Purchase	0	0	13,275,500	0	0	13,275,500
Reimbursement Projects	16,740,000	0	2,831,200	449,500	165,000	20,185,700
ELECTION EXPENSE	0	0	0	0	0	0
CONTINGENCY	0	70,000	0	0	0	70,000
Subtotal	\$17,350,000	\$200,000	\$17,493,100	\$811,000	\$877,000	\$36,731,100
DEBT SERVICE	0	0	0	0	0	0
CAPITAL RESERVE	0	330,300	0	0	0	330,300
GENERAL FUND BALANCE	0	1,328,450	0	0	0	1,328,450
PENSION RESERVE	0	100,000	0	0	0	100,000
OPEB RESERVE	0	100,000	0	0	0	100,000
MECHANICS BANK RESERVE	0	0	0	0	0	0
WATER SUPPLY RESERVE	0	3,400,000	0	0	0	3,400,000
RECLAMATION PROJECT	0	0	0	0	0	0
Subtotal	\$0	\$5,258,750	\$0	\$0	\$0	\$5,258,750
Expenditure Total	\$18,278,900	\$7,784,550	\$18,458,500	\$1,918,300	\$1,866,000	\$48,306,250

**Monterey Peninsula Water Management District
Project Expenditures
Fiscal Year 2023-2024 Budget**

Objective	Timeline	Total	Account	Division	Reimbursable	Source
AUGMENT WATER SUPPLY						
Operations Modeling						
1-1-2	Los Padres Dam Long Term Plan					
A	Fish Passage	Ongoing	35-03-786015	ERD		
B	Alternatives Analysis and Sediment Management	June	2,500	35-03-786015	ERD	0 CAW
1-1-3	PWM/MPWSP Operations Model (CRBHM & SGBM)	June	118,000	35-03-786038	WRD	
Water Supply Projects						
1-2-1	Water Project 1 (Aquifer Storage Recovery 1)					
A	Santa Margarita Site - Site Work					
1	UXO Support	Ongoing	2,000	35-04-786004	WRD	
2	Land easement	Fall/Winter	150,000	35-04-786004	WRD	
3	Site landscaping - Phase I	Fall/Winter	15,000	35-04-786004	WRD	
4	Survey & Drawings	Spring/Summer	10,000	35-04-786004	WRD	
5	Booster Skid Design	Spring/Summer	20,000	35-04-786004	WRD	
B	ASR - Operations & Maintenance					
1	Operations support	Ongoing	2,000	35-04-786005	WRD	2,000 CAW
2	Water quality lab analysis	Ongoing	11,000	35-04-786005	WRD	11,000 CAW
3	Electrical power	Ongoing	500,000	35-04-786005	WRD	500,000 CAW
4	Supplemental Sampling and Analysis Plan (SSAP)	Ongoing	73,000	35-04-786005	WRD	73,000 CAW
5	Retrofit Paralta Test for RWQCB sampling	Once	0	35-04-786005	WRD	0 CAW
6	RWQCB General Permit Fees	Ongoing	3,600	35-04-786005	WRD	3,600 CAW
7	Maintenance	Ongoing	2,000	35-04-786005	WRD	2,000 CAW
1-4-1	Water Rights Permits Fees	Ongoing		35-03-781200	WRD	
1-5-1	Ground Water Replenishment Project (PWM)					
A	Other Seaside Basin Model	Ongoing	55,000	35-03-786010	WRD	
B	Geochemical Mixing Study	Ongoing		35-03-786010	WRD	
C	Operating Reserve (200 ac ft)	One-time	759,000	35-03-786011	WRD	
D	PWM Water Purchase (3,500 ac ft)	Ongoing	13,275,500	35-03-786017	WRD	13,275,500 CAW
E	PWM Expansion	One-time	16,800,000	35-01-786014	GMO	16,740,000
1-7-1	Permit 20808B Alternatives Analysis	Ongoing	120,000	35-04-786016	WRD	
1-9-1	Cal-Am Desal Project	Ongoing		35-01-786025	GMO	
1-10-1	Local Water Projects	Ongoing	50,000	35-03-786033	GMO	
1-14-1	Monterey Water System Acquisition	Ongoing				
1-14-1 A	Acquisition - Phase 4	Ongoing	400,000	xx-01-786200	GMO	
1-15-1	Water Allocation Process	Ongoing	100,000	35-01-786040	GMO	
1-16-1	New Project					
A	Near Term Production Capacity	Summer		35-03-786019	WRD	
1-17-1	Urban Water Management Plan		15,000		WRD	
AUGMENT WATER SUPPLY TOTAL			32,483,600			30,607,100

**Monterey Peninsula Water Management District
Project Expenditures
Fiscal Year 2023-2024 Budget**

Objective	Timeline	Total	Account	Division	Reimbursable	Source
PROTECT ENVIRONMENTAL QUALITY						
Riparian Mitigations						
2-1-1	Irrigation Program					
A	Operate and maintain 4 well systems	Ongoing	2,500	24-03-785011	ERD	
B	Operate and maintain District project systems	Ongoing	22,000	24-03-785012	ERD	
2-1-2	Riparian Corridor Management					
A	Maintain and diversify plantings at District projects					
1	Seed collection and propagation	Ongoing	2,000	24-03-787030	ERD	
2	Riparian corridor maintenance (projects/equipment)	Ongoing	2,000	24-03-787080	ERD	
2-1-3	Riparian Monitoring Program					
A	Vegetation and soil moisture monitoring	Ongoing	500	24-03-787021	ERD	
2-1-4	Address Vegetation Hazards, Permitting, and Remove Trash	Ongoing	50,000	24-03-787040	ERD	
B	2023 Carmel River Cross Section Survey		21,500			
Erosion Protection						
2-2-1	Repair Bank Damage at District Restoration Projects					
A	Work at lower San Carlos restoration project	June		24-03-789541	ERD	
Aquatic Resources Fisheries						
2-3-1	Sleepy Hollow Facility Operations					
A	General operations and maintenance	Ongoing	215,000	24-04-785813	ERD	165,000 FEMA & Cal OES
B	Power	Ongoing	40,000	24-04-785816	ERD	
C	Road maintenance	June	25,000	24-04-785813	ERD	
D	Replacement of standby generator fuel	Ongoing	3,500	24-04-785813	ERD	
E	Generator maintenance service	Spring	6,500	24-04-785813	ERD	
F	Facility upgrade (construction)	2021	0	24-04-785812	ERD	Coastal Conservancy
G	ESA Section 10 SHSRF Evaluations (PIT Tag)	Ongoing	50,000	24-04-785811	ERD	
H	Replace/Maintain Rotary Drum Screen	Spring	500	24-04-785813	ERD	
I	Water Resources Assitant	Jun.-Jan.	20,000	24-04-785814	ERD	
J	Fisheries Aide for Weekend Shift	Jun.-Jan.	0	24-04-785814	ERD	
K	Operations Consultant with Web Support	Ongoing	30,000	24-04-785813	ERD	
L	Design/Construct Rearing Channel and Quarantine Tank Improvem	2022	126,000	24-04-785812	ERD	
2-3-2	Conduct Juvenile Rescues					
A	Miscellaneous fish rescue supplies	Ongoing	10,000	24-04-785822	ERD	
B	Water Resources Assistant	Ongoing	20,000	24-04-785814	ERD	
C	Fishereis Aide and Pop Survey	Ongoing	20,000	24-04-785814	ERD	
D	Recalibrate backpack electro-fisher	Ongoing	1,000	24-04-785822	ERD	
E	Waders and Field Clothes	Ongoing	4,000	24-04-785822	ERD	
2-3-3	Rescue & Transport Smolts					
A	Smolt rescue supplies	Feb-May	2,000	24-04-785833	ERD	
B	Water Resources Assistant	March-May	0	24-04-785814	ERD	
C	Fisheries Aide for Weekend Shift	March-May	6,000	24-04-785814	ERD	
2-3-4	Monitoring of Adult Steelhead Counts					
A	Resistance Board Weir Maintenance & Permitting	Winter 2018	67,000	24-04-785851	ERD	
B	Resistance Board Weir Construction/Training/Installation	Winter 2018	5,000	24-04-785851	ERD	
C	Fisheries Aide/Weekend	Dec.-May	6,000	24-04-785814	ERD	
E	Wier Surveillance Camera	2021	5,000	24-04-785851	ERD	
2-3-5	Adult & kelt rescue and transport	Ongoing	1,000	24-04-785840	ERD	
2-3-6	Contracted Aquatic Invertebrate Identification & Retraining	Oct.	3,500	24-04-785860	ERD	
2-3-7	Carmel River & Lagoon Water Quality Monitoring Samples	Ongoing	5,000	24-04-785870	ERD	
	Water Resources Assistant	Ongoing	0	24-04-785814	ERD	
2-3-8	CDO/Cal-Am Spawning Gravel Replenishment					
A.	Planning & Permitting	Ongoing	1,000	24-04-785852	ERD	

**Monterey Peninsula Water Management District
Project Expenditures
Fiscal Year 2023-2024 Budget**

Objective	Timeline	Total	Account	Division	Reimbursable	Source
Lagoon Mitigation Activities						
2-4-1	Monitoring					
A	Bi-annual inter-agency cooperative Steelhead survey	June/Dec	1,000	24-04-785871	ERD	
Hydrologic						
2-5-1	Carmel Valley					
A	Monitor Carmel River near Carmel (USGS)	Ongoing	17,500	35-04-785600	WRD	
B	Water quality chemical analyses	Ongoing	2,000	35-04-781510	WRD	
C	Fractured rock well monitoring	Ongoing	4,000	35-04-785507	WRD	
D	Waders/Field Clothing	Ongoing	3,500	35-04-785502	WRD	
2-5-2	Seaside Basin Watermaster					
A	MMP implementation (non-labor portion)	Ongoing	35,000	35-04-786003	WRD	35,000 Seaside Watermaster
B	MPWMD monitor well maintenance (pumps)	Ongoing	1,000	35-04-786003	WRD	1,000 Seaside Watermaster
C	Replace QED pump	Ongoing	3,100	35-04-786003	WRD	3,100 Seaside Watermaster
D	ROE renewal for Ft Ord Dunes State Park access	Ongoing	500	35-04-786003	WRD	500 Seaside Watermaster
2-5-3	District Wide					
A	Stream flow monitoring program					
1	Miscellaneous equipment	Ongoing	12,000	xx-03-785502	WRD	
2	Data line rental - 14 sites	Ongoing	4,000	xx-03-781602	WRD	
3	Hydstra Time Series Software Annual Support	Ongoing	8,500	xx-03-781602	WRD	
4	Hydstra consulting - report customization/website	Summer-Fall	8,000	xx-03-781602	WRD	
5	Purchase cellular modems	Summer-Fall	8,600	xx-03-781602	WRD	
6	Upgrade MPWMD Gaging Stations	Summer-Fall	9,000	xx-03-785502	WRD	
	A. Above Los Padres Gage - Install	Summer-Fall	2,000	xx-03-785502	WRD	
7	Arborist	Ongoing	2,000	xx-03-785502	WRD	
8	Hydstra License for Web Plots	Once	14,000	xx-03-785502	WRD	
9	Stream Gage Dashboard	Once	2,000	xx-03-785502	WRD	
10	Doppler Current Meter	Once		xx-03-785502	WRD	
B	Other Hydrologic Monitoring					
1	Monitor well conversions	Ongoing	2,000	xx-03-785502	WRD	
2	Annual Well Reporting	Ongoing	3,000	xx-03-781602	WRD	
3	Misc. equipment (2 well probes)	Ongoing	3,500	xx-03-781602	WRD	
4	Replacement rain/temp stations (incl site fencing)	Ongoing	1,600	xx-03-781602	WRD	
5	Replacement XD's and rugged cables	Ongoing	5,200	xx-03-781602	WRD	
6	Analysis Software (AQ/QA Rockworks)	Ongoing	2,000	xx-03-785502	WRD	
7	Replacement water quality probe(s)	Ongoing	5,000	xx-03-785502	WRD	
10	Field Laptops	Ongoing	3,000	xx-03-785502	WRD	
11	Bathymetric Monitoring Equipment	Once		xx-03-785502	WRD	
Integrated Regional Water Management						
2-6-1	Integrated Regional Water Management					
A	Prop 1 coordination	Ongoing		24-03-785505	WRD	
C	Implementation Grant	Ongoing	1,200,000	24-03-785521	WRD	1,200,000 DWR
D	Implementation Grant Round 2	Ongoing	1,000,000	24-03-785521	WRD	1,000,000 DWR
PROTECT ENVIRONMENTAL QUALITY TOTAL			3,136,500			2,404,600

**Monterey Peninsula Water Management District
Project Expenditures
Fiscal Year 2023-2024 Budget**

Objective	Timeline	Total	Account	Division	Reimbursable	Source
WATER DEMAND						
Water Distribution System Permitting						
4-0-1	Permit Processing Assistance	Ongoing	15,000	26-05-785503	WDD	15,000 Applicant
4-0-2	Hydrogeologic Impact Review	Ongoing	5,000	26-05-785503	WDD	5,000 Applicant
4-0-3	County Fees - CEQA Posting and Recording	Ongoing	3,000	26-05-785503	WDD	3,000 Applicant
4-0-4	WDS Permit Package Review (MPWMD Counsel)	Ongoing	1,500	26-05-785503	WDD	1,500 Applicant
Demand Management						
4-1-1	Rule Implementation/Enforcement					
A	Deed Restriction recording	Ongoing	50,000	26-05-781900	WDD	25,000 Applicant
B	CEQA Compliance	Fall	2,000	26-05-780100	WDD	
Water Conservation						
4-2-1	Conservation Outreach					
A	Outreach and communication	Ongoing	150,000	26-05-781140	WDD	
B	CII Outreach	Ongoing	2,500	26-05-781130	WDD	
C	PRV Outreach	Ongoing	2,500	26-05-781140	WDD	
D	Sponsorship/Support Community Events	Ongoing	7,500	26-05-781140	WDD	
E	Brochures	Ongoing	2,500	26-05-781140	WDD	
4-2-2	Conservation Programs (non-reimbursable)					
A	Best management practices	Ongoing	7,500	26-05-781155	WDD	
C	Conservation Website Maintenance	Ongoing	1,000	26-05-781160	WDD	
D	Conservation devices - nonreimbursable	Ongoing	50,000	26-05-781187	WDD	
E	Conservation & efficiency workshops/training	Ongoing	30,000	26-05-781182	WDD	10,500
F	Graywater/Rainwater Demo Project	Ongoing	0	26-05-781185	WDD	
G	School Water Education	Ongoing	500	26-05-781178	WDD	
I	CIMIS Stations	Ongoing	1,000	26-05-781111	WDD	
J	GardenSoft Water Wise Gardening	Ongoing	5,500	26-05-781186	WDD	
K	Pressure Reducing Valve Program	Ongoing	2,000	26-05-781190	WDD	
L	Linen/Towel Program	Ongoing	35,000	26-05-781180	WDD	
M	Conservation printed material	Ongoing	1,500	26-05-781188	WDD	
N	Rain Barrel Giveaway Program	Ongoing	5,000	26-05-781177	WDD	
O	Mulch Program	Ongoing	10,000	26-05-781175	WDD	
4-2-3	Rebate Program					
A	CAW	Ongoing	400,000	26-05-781412	WDD	400,000 CAW
C	Non-CAW (MPWMD funded)	Ongoing	20,000	26-05-781499	WDD	
F	Rebate & Other Forms	Ongoing	500	26-05-781400	WDD	
WATER DEMAND TOTAL			811,000			460,000
PROJECT EXPENDITURES TOTAL			36,431,100			33,471,700

**Monterey Peninsula Water Management District
Large Projects and Capital Improvement Plan
Fiscal Year 2023-2024 Budget**

<u>Division</u>	<u>Project Description</u>	<u>FY 2023-2024</u>	<u>FY 2024-2025</u>	<u>FY 2025-2026</u>	<u>Funding Source</u>
Funded From District Revenues					
GMO	PWM Operating Reserve Fund	759,000	0	1,961,000	District Revenues
GMO	PWM Drought Reserve Fund	0	0	0	District Revenues
GMO	PWM Water Purchase	13,275,500	13,939,275	14,636,239	District Revenues
GMO	PWM Expansion	60,000	0	0	District Revenues
WRD	Aquifer Storage & Recovery - Phase I	197,000	0	0	District Revenues
WRD	Update Seaside Basin Model	55,000	0	0	District Revenues
GMO	Cal-Am Desal Project	0	0	0	District Revenues
GMO	Local Water Projects	50,000	100,000	100,000	District Revenues
ERD	Los Padres Dam Long Term Plan	2,500	0	0	District Revenues
WRD	PWM/MPWSP Operations Model	118,000	0	0	District Revenues
GMO	Monterey Water System Acquisition Feasibility Study	400,000	500,000	500,000	District Revenues
ERD	Sleepy Hollow Rearing Channel/Quarantine Tank	126,000	0	0	District Revenues
GMO	Water Allocation Process	100,000	200,000	0	District Revenues
ALL	Capital Assets	230,000	250,000	250,000	District Revenues
	SUBTOTAL	\$15,373,000	\$14,989,275	\$17,447,239	
Reimbursed from Grants or Reimbursements					
WRD	Aquifer Storage & Recovery - Phase 1 & 2	591,600	600,000	600,000	CAW
WRD	IRWM Implementation	1,200,000	0	0	DWR Grant
WRD	IRWM Implementation - Round 2	1,000,000	0	0	DWR Grant
GMO	PWM Expansion Grant	16,740,000	0	0	Grant
	SUBTOTAL	\$19,531,600	\$600,000	\$600,000	
TOTAL PROJECTS		\$34,904,600	\$15,589,275	\$18,047,239	

**Monterey Peninsula Water Management District
Capital Asset Purchases
Fiscal Year 2023-2024 Budget**

	<u>Division</u>	<u>Cost</u>	<u>Account Number</u>
<u>Capital Assets</u>			
Laptop Workstations	ASD	10,000	XX-02-916000
Admin Building Power Backup	ASD	70,000	XX-02-918000
Site Security (SHRF/ASR/Admin)	ASD	50,000	XX-02-918000
Ford F250 4x4 Truck (Unit 8 Replacement)	ERD	55,000	24-04-914000
Ford F150 4x4 Truck (Unit 1 Replacement)	ERD	45,000	24-04-914000
 Total Capital Assets		\$230,000	

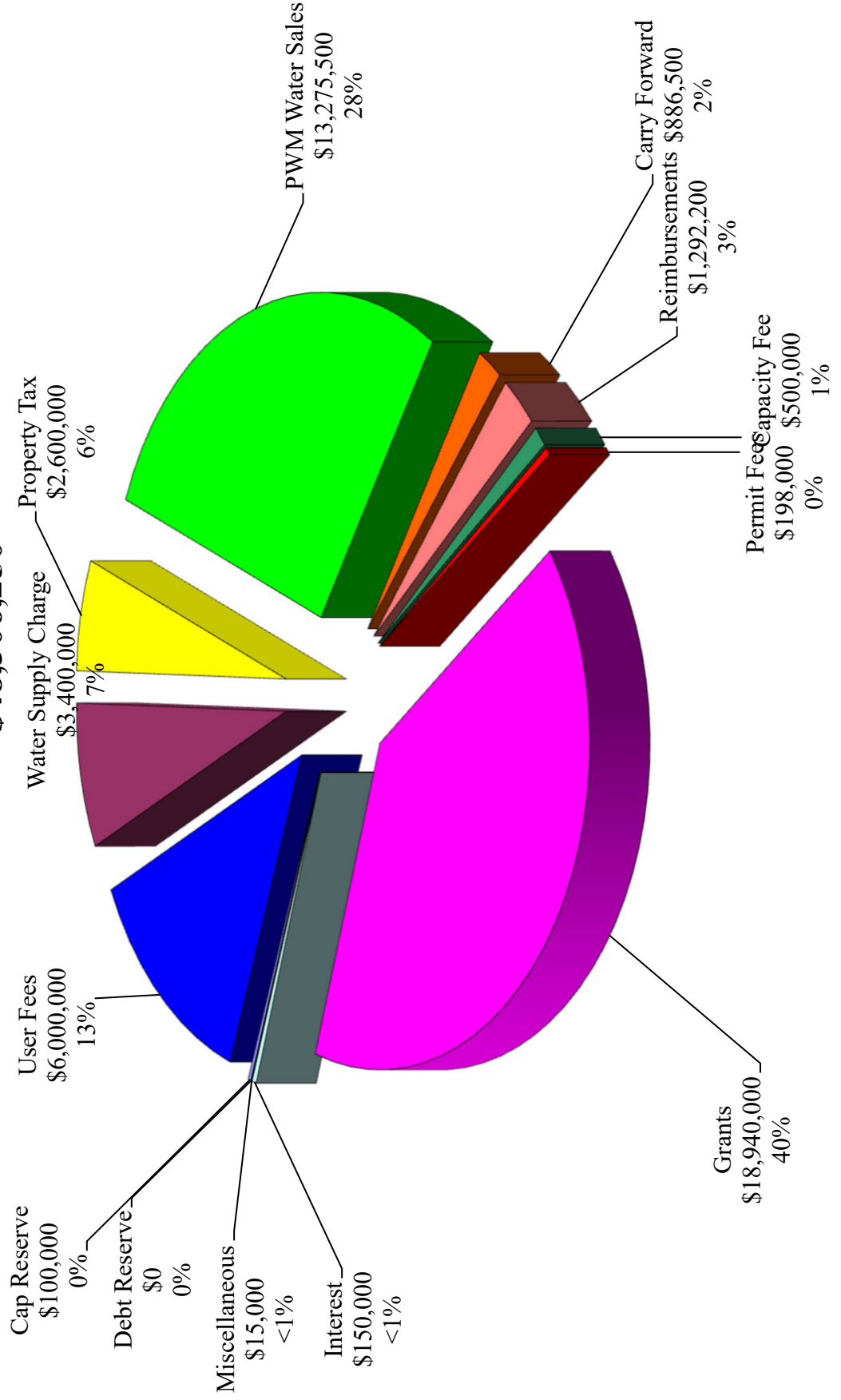
**MONTEREY PENINSULA WATER MANAGEMENT DISTRICT
CAPITAL ASSET REPLACEMENT/REPAIR SCHEDULE
FISCAL YEAR 2023-2024 BUDGET**

<u>Item</u>	<u>Replacement Cost</u>	<u>Asset In Service (Year)</u>	<u>Replace In Fiscal Year</u>	<u>Years to Purchase</u>	<u>Prior Years Accrual</u>	<u>Balance Left to Accrue</u>	<u>Accrual This Fiscal Year</u>	<u>Current Year Use</u>	<u>Accrual Balance</u>	<u>Remarks</u>
1/2 Ton Pickup	\$45,000		2023-2024	0	\$45,000	\$0	\$0	(\$45,000)	\$0	Unit 1, '03 Ram 1500
3/4 Ton Pickup	\$55,000		2023-2024	0	\$55,000	\$0	\$0	(\$55,000)	\$0	Unit 8, '05 F250 D
Orthomagery	\$33,000		2024-2025	1	\$33,000	\$0	\$0	\$0	\$33,000	Updated 10/08
Chipper	\$25,000		2024-2025	1	\$24,500	\$500	\$300	\$0	\$24,800	Chipper (P&E Dept)
Harris Court A/C Unit #3	\$15,000	2000-2001	2024-2025	1	\$14,500	\$500	\$300	\$0	\$14,800	Air Conditioner
Multifunction Plotter/Scanner	\$25,000		2024-2025	1	\$24,000	\$1,000	\$500	\$0	\$24,500	Replace 2 separate units
1/2 Ton Pickup	\$30,000		2024-2025	1	\$29,000	\$1,000	\$500	\$0	\$29,500	Unit 7, '14 F150 4x4
Honda Insight	\$25,000		2024-2025	1	\$24,000	\$1,000	\$500	\$0	\$24,500	Unit 5, '10 Honda Insight Hybrid
1/2 Ton Pickup	\$35,000		2024-2025	1	\$33,500	\$1,500	\$800	\$0	\$34,300	Unit 4, '99 F150 4x4
Harris Court A/C Unit #4	\$15,000	2000-2001	2024-2025	1	\$14,000	\$1,000	\$500	\$0	\$14,500	Air Conditioner
1 Ton Pickup	\$60,000		2025-2026	2	\$49,500	\$10,500	\$3,500	\$0	\$53,000	Unit 11, '03 Ram D 3500
Ford Escape	\$30,000		2025-2026	2	\$24,500	\$5,500	\$1,800	\$0	\$26,300	Unit 14, '09 Ford Escape
Harris Court A/C Unit #5	\$15,000	2000-2001	2025-2026	2	\$13,000	\$2,000	\$700	\$0	\$13,700	Air Conditioner
Telephone System	\$15,000	2018-2019	2026-2027	3	\$9,000	\$6,000	\$1,500	\$0	\$10,500	Avaya Phone System
Chevy Bolt EV Unit 17-01	\$40,000	2016-2017	2027-2028	4	\$29,500	\$10,500	\$2,000	\$0	\$31,500	Unit 17-01, 2017 Chevy Bolt EV
Chevy Bolt EV Unit 17-02	\$40,000	2016-2017	2027-2028	4	\$29,500	\$10,500	\$2,000	\$0	\$31,500	Unit 17-02, 2017 Chevy Bolt EV
1 Ton Pickup (Dump/Auto-Crane)	\$65,000	5/26/2016	2027-2028	4	\$53,000	\$12,000	\$2,400	\$0	\$55,400	Unit 6, '96 F350 D 4x4
1 Ton Pickup Unit #3 (Replaced with)	\$50,000		2027-2028	4	\$21,000	\$29,000	\$5,600	\$0	\$26,600	Unit 3, '97 3500 D 4x4
Information System (Servers)	\$70,000	2021-2022	2028-2029	5	\$12,000	\$58,000	\$10,000	\$0	\$22,000	Dell Servers in Service 21/22
1/2 Ton Pickup (4 Door 4X4) Unit 18	\$31,000	2017-2018	2029-2030	6	\$18,000	\$13,000	\$1,800	\$0	\$19,800	Unit 18-01 Pool Vehicle
Server Room Air Conditioner	\$10,000	2018-2019	2029-2030	6	\$3,000	\$7,000	\$900	\$0	\$3,900	Air Conditioner
Harris Court A/C Unit #1 (York 3-ton	\$15,000	2015-2016	2030-2031	8	\$8,000	\$7,000	\$900	\$0	\$8,900	Air Conditioner
1/2 Ton Pickup Unit 20-01	\$35,000	8/14/2020	2031-2032	9	\$6,000	\$29,000	\$2,700	\$0	\$8,700	Unit 20-01, '95 F150
1/2 Ton Pickup WEIR	\$34,000	12/2/2021	2031-2032	9	\$3,500	\$30,500	\$3,200	\$0	\$6,700	Fishries Division (WEIR Project)
3/4 Ton Pickup	\$45,000	1/1/2023	2032-2033	10	\$0	\$45,000	\$4,100	\$0	\$4,100	Unit 9, '03 Ram 2500
Doppler Current Meter	\$35,000	12/2/2022	2032-2033	10	\$0	\$35,000	\$3,300	\$0	\$3,300	Doppler Meter Equipment
Board Room A/V Equipment	\$55,000	1/1/2023	2032-2033	10	\$0	\$55,000	\$5,000	\$0	\$5,000	A/V Equipment
Harris Court A/C Unit #2 (Ruud 5-ton	\$15,000	2019-2020	2034-2035	13	\$3,000	\$12,000	\$1,000	\$0	\$4,000	Air Conditioner
Admin Bldg	\$1,781,000	2000	50 years	27	\$172,500	\$1,608,500	\$57,500	\$0	\$230,000	Administration building
Sleepy Hollow Facility	\$1,803,000	2020-2021	50 years	47	\$105,500	\$1,697,500	\$35,500	\$0	\$141,000	Sleepy Hollow upgraded facility
ASR Bldg 1/Wells 1 & 2	\$4,173,000	2009-2010	50 years	47	\$242,000	\$3,931,000	\$82,000	\$0	\$324,000	ASR 1st Building/Wells
ASR Bldg 2	\$4,650,000	2020-2021	50 years	47	\$273,000	\$4,377,000	\$91,000	\$0	\$364,000	ASR Treatment Facility Bldg
ASR Backflush	\$441,000	2018-2019	50 years	47	\$23,500	\$417,500	\$8,500	\$0	\$32,000	ASR Backflush
Totals	\$13,811,000				\$1,395,500	\$12,415,500	\$330,300	(\$100,000)	\$1,625,800	

REVENUE SUMMARY

Fiscal Year 2023-2024 Budget

\$48,306,250



**Monterey Peninsula Water Management District
Revenues Comparison by Year
Fiscal Year 2023-2024 Budget**

	FY 2021-2022 <u>Revised</u>	FY 2022-2023 <u>Revised</u>	FY 2023-2024 <u>Adopted</u>	Change From <u>Previous Year</u>	Percentage <u>Change</u>
Property Taxes	\$2,300,000	\$2,500,000	\$2,600,000	\$100,000	4.00%
Permit Fees - WDD	150,000	\$150,000	\$150,000	0	0.00%
Permit Fees - WDS	48,000	\$48,000	\$48,000	0	0.00%
Capacity Fee	400,000	\$500,000	\$500,000	0	0.00%
User Fees	5,300,000	\$5,500,000	\$6,000,000	500,000	9.09%
Water Supply Charge	3,400,000	\$3,400,000	\$3,400,000	0	0.00%
PWM Water Sales	9,828,000	\$12,201,000	\$13,275,500	1,074,500	8.81%
Interest	130,000	\$80,000	\$150,000	70,000	87.50%
Other	15,000	\$15,000	\$15,000	0	0.00%
Subtotal District Revenues	21,571,000	24,394,000	26,138,500	1,744,500	7.15%
Reimbursements - CAW	\$1,219,500	\$1,028,600	\$991,600	-\$37,000	-3.60%
Reimbursements - PWM Project (Grant)	\$0	\$1,500,000	\$0	-\$1,500,000	-100.00%
Reimbursements - Reclamation Tank	\$500,000	\$0	\$0	\$0	0.00%
Reimbursements - Watermaster	39,600	\$39,600	\$39,600	0	0.00%
Reimbursements - Reclamation	20,000	\$20,000	\$20,000	0	0.00%
Reimbursements - FEMA	0	\$0	\$165,000	165,000	100.00%
Reimbursements - Other	23,000	\$23,000	\$35,000	12,000	52.17%
Reimbursements - Recording Fees	10,400	\$20,000	\$25,000	5,000	25.00%
Reimbursements - Legal Fees	16,000	\$16,000	\$16,000	0	0.00%
Grants	1,096,200	\$266,200	\$18,940,000	18,673,800	7014.95%
Subtotal Reimbursements	2,924,700	2,913,400	20,232,200	17,318,800	594.45%
Carry Forward From Prior Year	2,207,100	\$1,323,000	\$886,500	-436,500	-32.99%
From Capital Reserve	95,000	\$197,000	\$100,000	-97,000	-49.24%
From Flood/Drought Reserve	0	\$250,000	\$0	-250,000	-100.00%
From Debt Reserve	500,000	\$500,000	\$0	-500,000	-100.00%
From Fund Balance	0	\$0	\$949,050	949,050	100.00%
Other Financing Sources:	0	\$0	\$0	0	0.00%
Transfers In	330,300	\$2,000,000	\$549,400	-1,450,600	-72.53%
Transfers Out	-330,300	-\$2,000,000	-\$549,400	1,450,600	-72.53%
Subtotal Other	2,802,100	2,270,000	1,935,550	-334,450	-14.73%
Revenue Totals	\$27,297,800	\$29,577,400	\$48,306,250	\$18,728,850	63.32%

**Monterey Peninsula Water Management District
Revenues by Operating Fund
Fiscal Year 2023-2024 Budget**

	<u>Mitigation</u>	<u>Water Supply</u>	<u>Conservation</u>	<u>Total</u>
Property Taxes	\$0	\$2,600,000	\$0	\$2,600,000
Permit Fees - WDD	0	0	150,000	150,000
Permit Fees - WDS	0	0	48,000	48,000
Capacity Fee	0	500,000	0	500,000
User Fees	3,720,000	840,000	1,440,000	6,000,000
Water Supply Charge	0	3,400,000	0	3,400,000
PWM Water Sales	0	13,275,500	0	13,275,500
Interest	50,000	50,000	50,000	150,000
Other	5,000	5,000	5,000	15,000
Subtotal District Revenues	<u>3,775,000</u>	<u>20,670,500</u>	<u>1,693,000</u>	<u>26,138,500</u>
Reimbursements - CAW	\$0	\$591,600	\$400,000	\$991,600
Reimbursements - PWM Project (Grant)	0	0	0	0
Reimbursements - Reclamation Tank	0	0	0	0
Reimbursements - Watermaster	0	39,600	0	39,600
Reimbursements - Reclamation	0	20,000	0	20,000
Reimbursements - FEMA	165,000	0	0	165,000
Reimbursements - Other	0	0	35,000	35,000
Reimbursements - Recording Fees	0	0	25,000	25,000
Reimbursements - Legal Fees	0	0	16,000	16,000
Grants	2,200,000	16,740,000	0	18,940,000
Subtotal Reimbursements	<u>2,365,000</u>	<u>17,391,200</u>	<u>476,000</u>	<u>20,232,200</u>
Carry Forward From Prior Year	602,000	124,500	160,000	886,500
From Capital Reserve	100,000	0	0	100,000
From Debt Reserve	0	0	0	0
From Fund Balance	0	949,050	0	949,050
Other Financing Sources:	0	0	0	0
Transfers In	0	0	549,400	549,400
Transfers Out	0	-549,400	0	-549,400
Subtotal Other	<u>702,000</u>	<u>524,150</u>	<u>709,400</u>	<u>1,935,550</u>
Revenue Totals	<u><u>\$6,842,000</u></u>	<u><u>\$38,585,850</u></u>	<u><u>\$2,878,400</u></u>	<u><u>\$48,306,250</u></u>

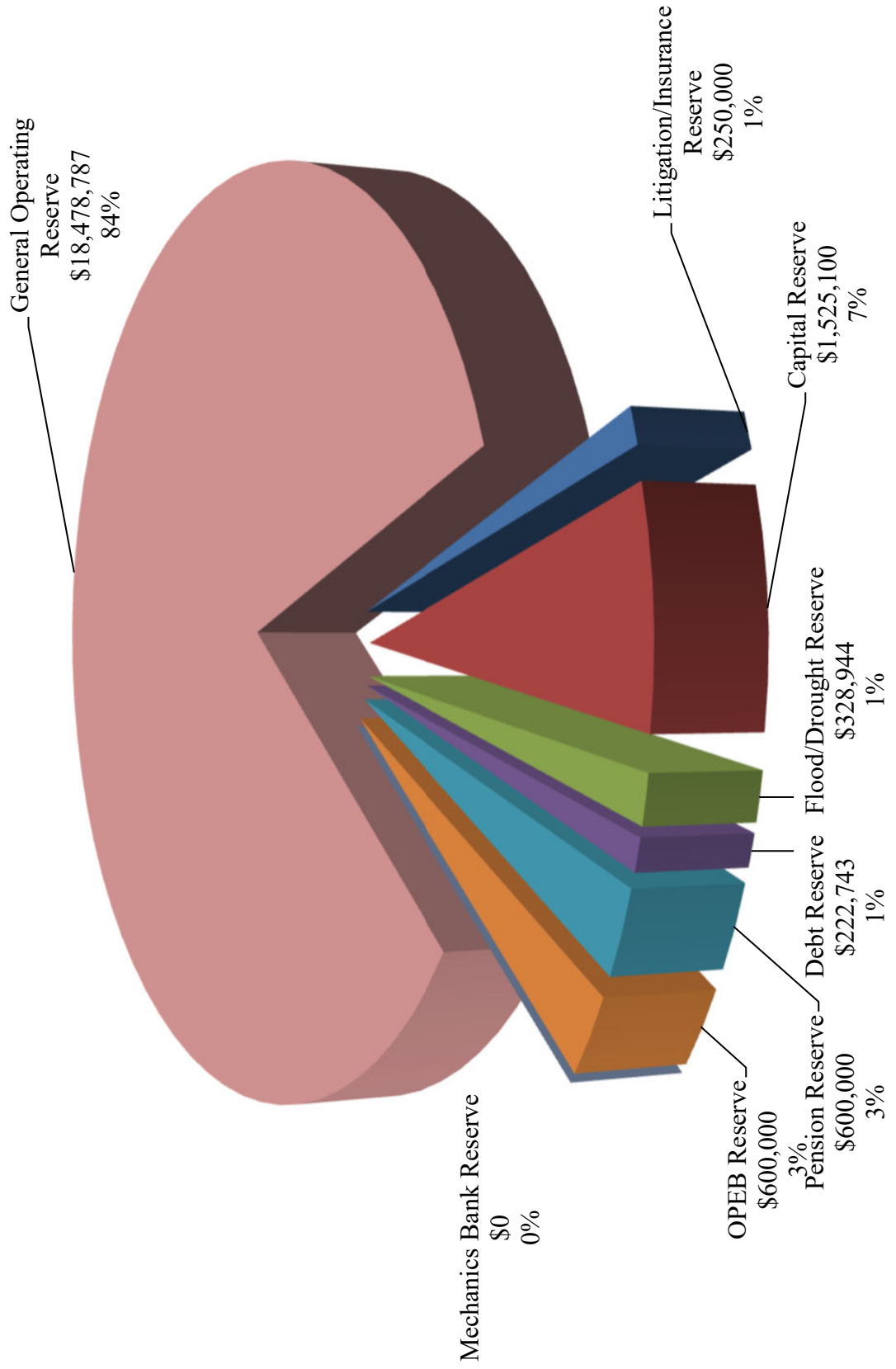
**Monterey Peninsula Water Management District
Reimbursable Amounts & Grants
Fiscal Year 2023-2024 Budget**

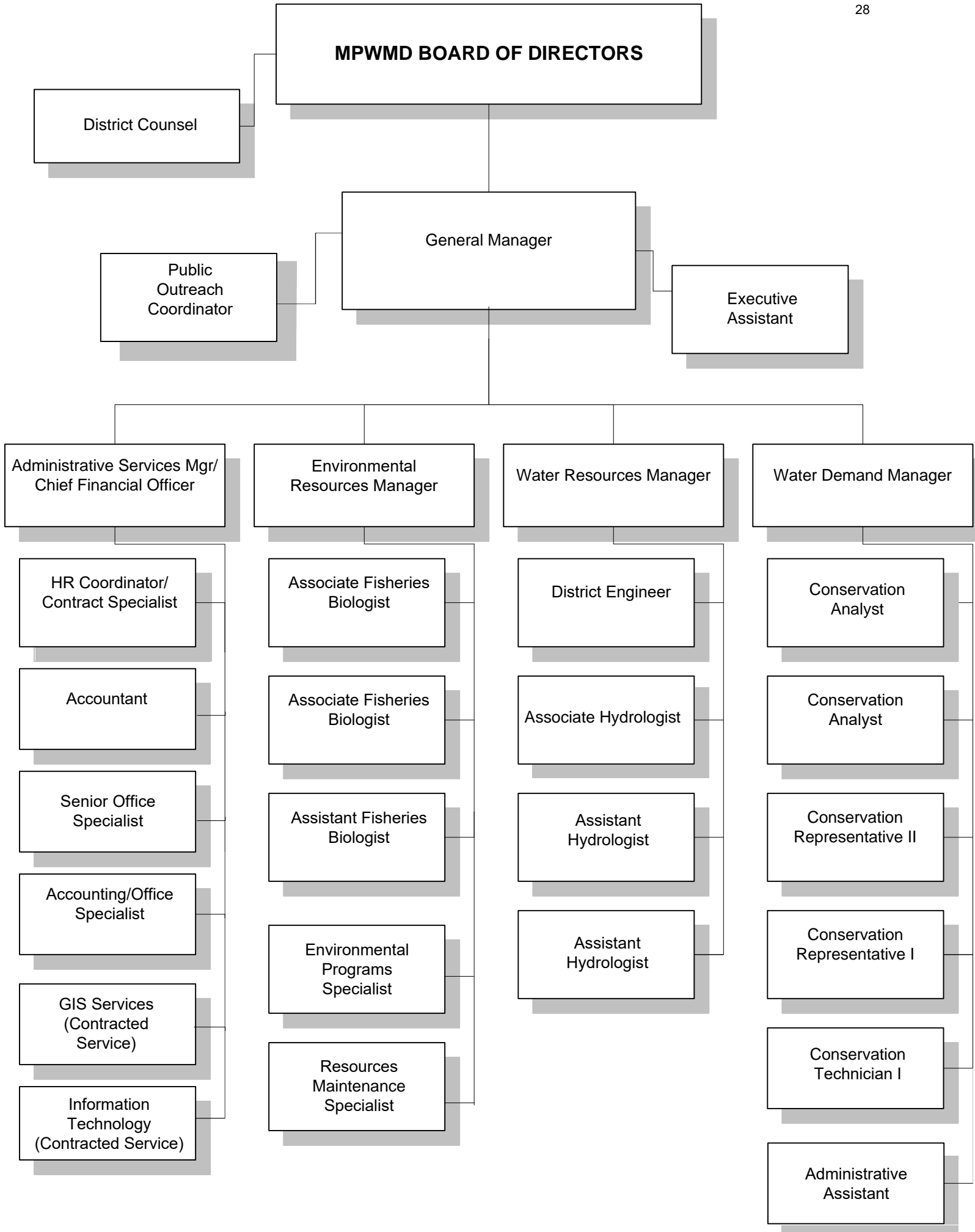
<u>Reimbursement Source</u>	<u>Amount</u>
CAW - ASR 1 Operation	591,600
CAW - Conservation Rebates	400,000
Watermaster	39,600
Reclamation Project (labor & legal)	20,000
FEMA Reimbursement	165,000
Conservation Workshop Reimbursements	10,500
Grants - IRWM Implementation	1,200,000
Grants - IRWM Implementation - Round 2	1,000,000
Grants - PWM Project	16,740,000
Direct Bill - Deed Restriction	25,000
Direct Bill - Legal Reimbursement	16,000
Direct Bill - WDS Permitting, Hydrogeologic Analysis, etc.	24,500
Total Reimbursements	\$20,232,200

Monterey Peninsula Water Management District
Analysis of Reserves
Fiscal Year 2023-2024 Budget

<u>Estimated Reserves as of 06/30/2023</u>	Mitigation <u>Fund</u>	Water Supply <u>Fund</u>	Conservation <u>Fund</u>	<u>Totals</u>
Prepaid Expenses	\$0	\$0	\$0	\$0
Litigation/Insurance Reserve	66,740	171,354	11,906	250,000
Capital Reserve	826,601	314,666	153,533	1,294,800
Flood/Drought Reserve	328,944	0	0	328,944
Debt Reserve	0	222,743	0	222,743
Pension Reserve	196,000	168,000	136,000	500,000
OPEB Reserve	196,000	168,000	136,000	500,000
Mechanics Bank Reserve	0	0	0	0
General Operating Reserve	5,987,822	7,882,005	5,216,060	19,085,887
Reserve Balance as of 06/30/2023	<u>\$7,602,107</u>	<u>\$8,926,768</u>	<u>\$5,653,499</u>	<u>\$22,182,374</u>
 <u>Litigation/Insurance Reserve Analysis</u>				
06/30/2023 Balance (above)	\$66,740	\$171,354	\$11,906	\$250,000
Fiscal Year 2023-2024 Budgeted	0	0	0	0
06/30/2024 Budgeted Balance	<u>\$66,740</u>	<u>\$171,354</u>	<u>\$11,906</u>	<u>\$250,000</u>
 <u>Capital Reserve Analysis</u>				
06/30/2023 Balance (above)	\$826,601	\$314,666	\$153,533	\$1,294,800
Fiscal Year 2023-2024 Budgeted	88,850	212,350	29,100	330,300
Fiscal Year 2023-2024 Use	(100,000)	0	0	(100,000)
06/30/2024 Budgeted Balance	<u>\$815,451</u>	<u>\$527,016</u>	<u>\$182,633</u>	<u>\$1,525,100</u>
 <u>Flood/Drought Reserve Analysis</u>				
06/30/2023 Balance (above)	\$328,944	\$0	\$0	\$328,944
Fiscal Year 2023-2024 Budgeted	0	0	0	0
06/30/2024 Budgeted Balance	<u>\$328,944</u>	<u>\$0</u>	<u>\$0</u>	<u>\$328,944</u>
 <u>Debt Reserve Analysis</u>				
06/30/2023 Balance (above)	\$0	\$222,743	\$0	\$222,743
Fiscal Year 2023-2024 Budgeted	0	0	0	0
06/30/2024 Budgeted Balance	<u>\$0</u>	<u>\$222,743</u>	<u>\$0</u>	<u>\$222,743</u>
 <u>Pension Reserve Analysis</u>				
06/30/2023 Balance (above)	\$196,000	\$168,000	\$136,000	\$500,000
Fiscal Year 2023-2024 Budgeted	34,000	36,000	30,000	100,000
06/30/2024 Budgeted Balance	<u>\$230,000</u>	<u>\$204,000</u>	<u>\$166,000</u>	<u>\$600,000</u>
 <u>OPEB Reserve Analysis</u>				
06/30/2023 Balance (above)	\$196,000	\$168,000	\$136,000	\$500,000
Fiscal Year 2023-2024 Budgeted	34,000	36,000	30,000	100,000
06/30/2024 Budgeted Balance	<u>\$230,000</u>	<u>\$204,000</u>	<u>\$166,000</u>	<u>\$600,000</u>
 <u>Mechanics Bank Reserve Analysis</u>				
06/30/2023 Balance (above)	\$0	\$0	\$0	\$0
Fiscal Year 2023-2024 Budgeted	0	0	0	0
06/30/2024 Budgeted Balance	<u>\$0</u>	<u>\$0</u>	<u>\$0</u>	<u>\$0</u>
 <u>General Operating Reserve Analysis</u>				
06/30/2023 Balance (above)	\$5,987,822	\$7,882,005	\$5,216,060	\$19,085,887
Fiscal Year 2023-2024 Budgeted	1,228,450	0	0	1,228,450
Fiscal Year 2023-2024 Use	(602,000)	(1,073,550)	(160,000)	(1,835,550)
Fiscal Year 2023-2024 Transfer	0	0	0	0
06/30/2024 Budgeted Balance	<u>\$6,614,272</u>	<u>\$6,808,455</u>	<u>\$5,056,060</u>	<u>\$18,478,787</u>
Budgeted Reserves as of 06/30/2024	\$8,285,407	\$8,137,568	\$5,582,599	\$22,005,574

RESERVE ANALYSIS
Fiscal Year 2023-2024 Budget
\$20,545,474





Monterey Peninsula Water Management District
 Division Budget
 Fiscal Year 2023-2024 Budget

General Manager's Office

The General Manager's Office activities include strategic planning, oversight of divisional activities and execution, public outreach, coordination and oversight of budget and financial activities, management of the District's legal strategies, support for the Board of Directors and Committees. Priorities for the past and next fiscal year include development of a secure and reliable revenue stream and implementation of permanent water supply resources.

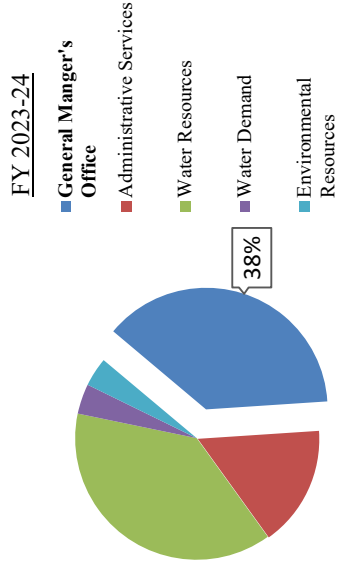
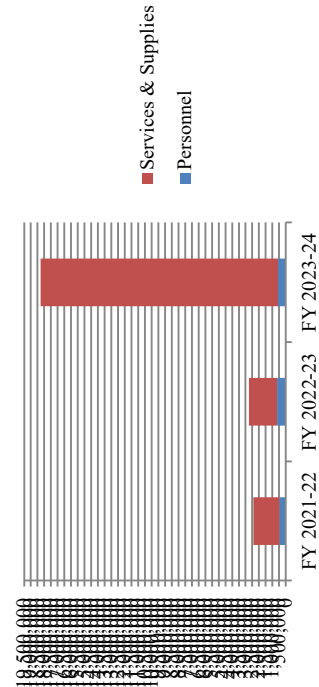
The services provided include general management of District activities on a day-to-day basis, strategic planning, program and activity evaluation, staff meetings and evaluations, meeting with jurisdictions and interest groups, regular interaction and direction with financial personnel, regular interaction and review of performance of District legal team, coordination of Board schedule and activities, preparation of Board packages and minutes.

Classification	FY 2021-22 Revised	FY 2022-23 Revised	FY 2023-24 Adopted	FY 2023-24 Change
General Manager	1	1	1	0
Executive Assistant	1	1	1	0
Community Outreach	0	1	0	-1
Financial Analyst	0	1	1	0
TOTAL POSITIONS	2	4	3	-1
TOTAL DISTRICT-WIDE POSITIONS	26.5	28.5	27.5	-1

Monterey Peninsula Water Management District
 Division Budget
 Fiscal Year 2023-2024 Budget

General Manager's Office

	FY 2021-22 Revised	FY 2022-23 Revised	FY 2023-24 Adopted	FY 2023-24 Change
Personnel				
Salaries	\$324,800	\$430,400	\$390,000	(\$40,400)
Retirement	101,600	129,100	130,200	1,100
Unemployment Compensation	0	0	0	-
Auto Allowance	6,000	6,000	6,000	-
Deferred Compensation	10,000	10,500	10,700	200
Temporary Personnel	0	0	0	-
Workers' Comp.	1,900	2,000	1,900	(100)
Employee Insurance	32,100	53,700	44,000	(9,700)
Medicare & FICA Taxes	4,900	6,300	5,900	(400)
Personnel Recruitment	0	0	0	-
Pre-Employment Physicals	0	0	0	-
Staff Development	7,300	2,400	2,000	(400)
Sub-total Personnel Costs	488,600	640,400	590,700	(49,700)
Services & Supplies	336,900	344,200	338,200	(6,000)
Fixed Assets	-	-	-	-
Project Expenditures	1,587,000	1,762,000	17,350,000	15,588,000
Debt Service	-	-	-	-
Election Expense	-	-	-	-
Contingency	-	-	-	-
Sub-total	1,923,900	2,106,200	17,688,200	15,582,000
TOTAL EXPENDITURES	2,412,500	2,746,600	18,278,900	15,482,600



Monterey Peninsula Water Management District
 Division Budget
 Fiscal Year 2023-2024 Budget

Administrative Services

The Administrative Services Department activities include revenue and debt management, procurement, payroll, safety, risk management, human resources, records management, rules and regulations updates and distribution, building services and repairs, administrative support for the Board of Directors, administrative work in support of District-wide program and activities, and information technology services.

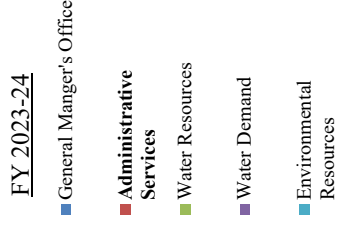
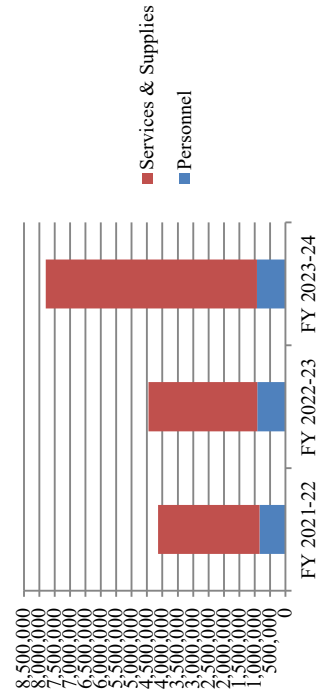
The services provided include cash and investment management, day-to-day accounting operations for the District and Pebble Beach Reclamation Project, internal and external financial reporting, grant administration, debt administration, overseeing District's financial obligations, management of assets, payroll administration, acquisition and payment of all goods and services, financial aspect of risk management, administering safety training programs, accident investigation, recruitment, selection, development and maintenance of personnel policies and procedures, employee development/training, employee recognition, legal issues and labor relations activities, and fulfilling public records requests. Additional services provided are the administration of benefit programs, overseeing workers compensation and ensuring compliance with DMV requirements. This department also maintains the District wide records management program, the repair & maintenance and improvements of the District's information and communication technology systems.

Classification	FY 2021-22 Revised	FY 2022-23 Revised	FY 2023-24 Adopted	FY 2023-24 Change
Administrative Services Manager/CFO	1	1	1	0
Information Technology Manager (contracted)	0.5	0.5	0.5	0
GIS Specialist (Contracted)	0.5	0.5	0.5	0
Accountant	1	1	1	0
Human Resources Coordinator/Contract Specialist	1	1	1	0
Human Resources Analyst (Contracted)	0.5	0.5	0.5	0
Senior Office Specialist	1	1	1	0
Accounting/Office Specialist	1	1	1	0
TOTAL POSITIONS	6.5	6.5	6.5	0
TOTAL DISTRICT-WIDE POSITIONS	26.5	28.5	27.5	-1

Monterey Peninsula Water Management District
 Division Budget
 Fiscal Year 2023-2024 Budget

Administrative Services

	FY 2021-22 Revised	FY 2022-23 Revised	FY 2023-24 Adopted	FY 2023-24 Change
Personnel				
Salaries	\$441,500	\$500,000	\$517,200	\$17,200
Retirement	117,000	138,500	142,800	4,300
Unemployment Compensation	3,000	3,000	3,100	100
Auto Allowance	0	0	0	-
Deferred Compensation	0	0	0	-
Temporary Personnel	50,000	10,000	10,000	-
Workers' Comp.	2,700	2,400	2,400	-
Employee Insurance	211,400	236,900	227,100	(9,800)
Medicare & FICA Taxes	9,200	10,100	10,400	300
Other Benefits	2,000	2,000	2,000	-
Personnel Recruitment	3,000	8,000	8,000	-
Staff Development	5,500	8,000	6,000	(2,000)
Sub-total Personnel Costs	845,300	918,900	929,000	10,100
Services & Supplies	1,234,600	1,299,200	1,396,800	97,600
Fixed Assets	222,900	308,000	130,000	(178,000)
Project Expenditures	-	-	-	-
Debt Service	230,000	230,000	-	(230,000)
Election Expense	-	250,000	-	(250,000)
Reserves	1,539,300	1,370,900	5,258,750	3,887,850
Contingency	70,000	70,000	70,000	-
Sub-total	3,296,800	3,528,100	6,855,550	3,327,450
TOTAL EXPENDITURES	4,142,100	4,447,000	7,784,550	3,347,650



Water Resources

The Planning and Engineering Division activities include review and investigation of proposed water supply projects, evaluation of proposed Carmel River water rights decisions, preservation of existing District water rights, coordination of Water Distribution System permits, implementation of portions of the Carmel River Mitigation Program, and coordination of water resource management throughout the District.

- Water Supply – Analysis of impacts and benefits of proposed water supply projects; review and completion of environmental compliance documents under the California Environmental Quality Act and National Environmental Policy Act); completion of Engineer’s Reports;
- Water Rights – Coordinate District review of proposed Carmel River water rights issued by the State Water Resources Control Board; track and preserve existing District water rights; prepare applications for changes to District water rights;
- Water Distribution System (WDS) permits – Review and process applications for WDS permits; make determinations of level of review; coordinate staff, consultant, and District Counsel work on WDS permits; prepare findings; issue WDS permits;
- Carmel River Mitigation Program – Conduct Carmel River restoration projects, including problem assessment, design, bid preparation, permit acquisition, construction management, and project monitoring; install, operate, and maintain high-volume irrigation systems along 15 miles of the lower Carmel River; monitor and assess streamside conditions; provide technical assistance to river front property owners; determine erosion potential; enforce District rules for the Carmel River; assist the Water Resources Division with steelhead rescues and Sleepy Hollow Steelhead Rearing Facility operations; provide technical analysis and advice to agencies responsible for Carmel River lagoon management;
- Integrated Regional Water Management (IRWM) – facilitate the development and implementation of a comprehensive IRWM Plan for the Monterey Peninsula region, including projects involving Carmel River resources, groundwater, desalination, stormwater, flood control, ecosystem restoration, water conservation, and public recreation; conduct stakeholder outreach; prepare grant applications for specific projects; administer grant funds on behalf of the District and local area project proponents.

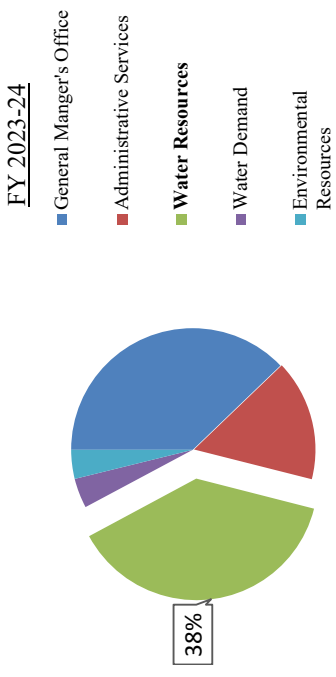
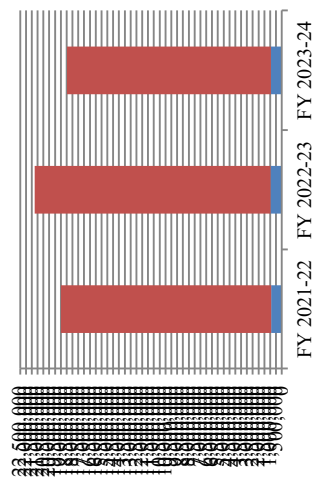
Classification	FY 2021-22	FY 2022-23	FY 2023-24	FY 2023-24
	Revised	Revised	Adopted	Change
Water Resources Manager	1	1	1	0
District Engineer	0	0	1	-1
Hydrography Programs Coordinator	0	0	0	0
Associate Hydrologist	1	1	1	0
Hydrology Technician	0	0	0	0
Senior Water Resources Engineer	1	1	0	1
Assistant Hydrologist	1	1	1	0
Assistant Hydrologist	1	1	1	0
TOTAL POSITIONS	5	5	5	0
TOTAL DISTRICT-WIDE POSITIONS	26.5	28.5	27.5	-1

Monterey Peninsula Water Management District
 Division Budget
 Fiscal Year 2023-2024 Budget

Water Resources

	FY 2021-22 Revised	FY 2022-23 Revised	FY 2023-24 Adopted	FY 2023-24 Change
Personnel	\$625,900	\$679,300	\$637,900	(\$41,400)
Salaries	170,500	152,800	160,500	7,700
Retirement	3,000	3,000	3,000	-
Unemployment Compensation	0	0	0	-
Auto Allowance	0	0	0	-
Deferred Compensation	0	0	0	-
Temporary Personnel	0	0	0	-
Workers' Comp.	30,400	26,100	24,800	(1,300)
Employee Insurance	74,900	83,700	87,200	3,500
Medicare & FICA Taxes	11,600	15,000	13,400	(1,600)
Personnel Recruitment	0	0	0	-
Pre-Employment Physicals	0	0	0	-
Staff Development	5,600	8,000	6,000	(2,000)
Sub-total Personnel Costs	921,900	967,900	932,800	(35,100)
Services & Supplies	35,000	32,600	32,600	-
Fixed Assets	-	-	-	-
Project Expenditures	18,029,700	20,260,500	17,493,100	(2,767,400)
Debt Service	-	-	-	-
Election Expense	-	-	-	-
Contingency	-	-	-	-
Sub-total	18,064,700	20,293,100	17,525,700	(2,767,400)

	FY 2021-22 Revised	FY 2022-23 Revised	FY 2023-24 Adopted	FY 2023-24 Change
TOTAL EXPENDITURES	18,986,600	21,261,000	18,458,500	(2,837,600)



Monterey Peninsula Water Management District
 Division Budget
 Fiscal Year 2023-2024 Budget

Water Demand

The Water Demand Division provides information and programs to achieve efficient water use and maximize available supplies. This is achieved through community education and outreach, development of incentives and training programs, and by implementing and enforcing permitting and conservation regulations, thereby reducing the community's need for potable water. The Water Demand Division strives to provide responsive and accurate customer service that exceeds the expectations of the people we serve.

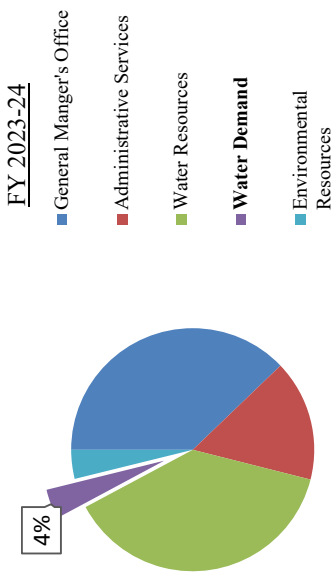
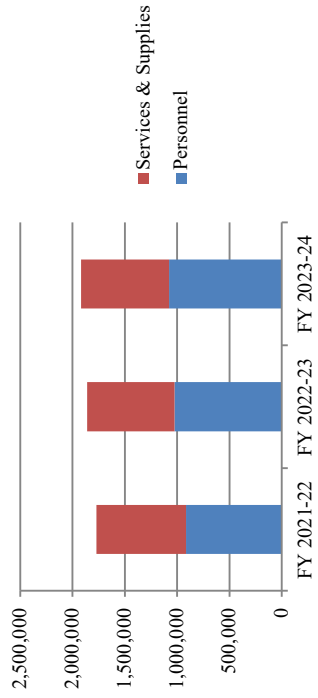
Services include customer service related to permit review and processing, conservation program administration and reporting, site visits and inspections, water waste and rationing enforcement, rebate program administration, and data management and data systems design related to demand management. Other services include project and program coordination and training with eight local cities and county, local water purveyors, local and statewide agencies, builders, contractors, architects, Realtors and others. The Water Demand Division also reviews projects for environmental compliance related to water supply, collaborates with jurisdictions to develop and track efficiency standards and conditions for development projects, assists with ratemaking and proposes policies and programs to encourage and promote indoor and outdoor water efficiency, conservation, reuse, alternative water sources, and non-residential best management practices.

Classification	FY 2021-22 Revised	FY 2022-23 Revised	FY 2023-24 Adopted	FY 2023-24 Change
Water Demand Manager	1	1	1	0
Conservation Analyst	2	2	2	0
Conservation Representative I	2	2	2	0
Conservation Technician II	1	1	1	0
Administrative Assistant	0	1	1	0
Data Entry (temporary)	1	0	0	0
TOTAL POSITIONS	7	7	7	0
TOTAL DISTRICT-WIDE POSITIONS	26.5	28.5	27.5	-1

Monterey Peninsula Water Management District
 Division Budget
 Fiscal Year 2023-2024 Budget

Water Demand

	FY 2021-22 Revised	FY 2022-23 Revised	FY 2023-24 Adopted	FY 2023-24 Change
Personnel				
Salaries	\$630,900	\$693,900	\$732,200	\$38,300
Retirement	163,100	191,600	200,600	9,000
Unemployment Compensation	3,000	1,000	1,000	-
Auto Allowance	0	0	0	-
Deferred Compensation	0	0	0	-
Temporary Personnel	0	0	0	-
Workers' Comp.	3,600	3,200	3,400	200
Employee Insurance	94,300	115,400	121,300	5,900
Medicare & FICA Taxes	9,300	10,100	10,700	600
Personnel Recruitment	0	0	0	-
Pre-Employment Physicals	0	0	0	-
Staff Development	10,000	10,000	8,000	(2,000)
Sub-total Personnel Costs	914,200	1,025,200	1,077,200	52,000
Services & Supplies	24,200	32,500	30,100	(2,400)
Fixed Assets	0	0	0	-
Project Expenditures	833,700	802,000	811,000	9,000
Debt Service	0	0	0	-
Election Expense	0	0	0	-
Contingency	0	0	0	-
Sub-total	857,900	834,500	841,100	6,600
TOTAL EXPENDITURES	1,772,100	1,859,700	1,918,300	110,600



Monterey Peninsula Water Management District
 Division Budget
 Fiscal Year 2023-2024 Budget

Environmental Resources

The Water Resources Division (WRD) is comprised of two staff functional units, the Hydrologic unit and the Fisheries unit. Program responsibilities and services provided include surface and groundwater data collection and reporting programs, fishery protection activities in the Carmel River basin, quarterly water supply strategies and budgets for Cal-Am’s main and satellite water distribution systems, and the annual Carmel River Memorandum of Agreement among Cal-Am, CDFG and the District that governs reservoir releases to the lower Carmel River during the low-flow season. WRD staff coordinates closely with the Planning & Engineering and Water Demand Divisions on certain activities to more efficiently share internal staff resources and expertise.

Water Supply – Develop and implement plans for water supply augmentation projects; design, permit, construct, operate Seaside Basin ASR projects; analyze water supply project alternatives; operate water resources simulation models.

Fisheries Resource Program - Rescue stranded steelhead from the Carmel River; rear rescued fish at the Sleepy Hollow Rearing Facility (SHSRF); rescue downstream migrant smolts in spring and transport them to a holding facility or the ocean; prevent stranding of early fall and winter migrant juvenile steelhead; rescue steelhead kelts and transport them to a holding facility or the ocean; support future interagency captive brood-stock program for landlocked steelhead during successive years of drought; prepare designs, retain contractors and manage construction contracts for SHSRF projects.

Hydrologic Monitoring Program - Conduct: (a) precipitation monitoring, (b) streamflow monitoring, (c) reservoir and groundwater storage monitoring, (d) surface water and groundwater production monitoring,(e) surface water and groundwater quality monitoring, and (f) Carmel River lagoon water level, quality, bathymetric and habitat

Water Resources Management – Prepare quarterly water supply strategy budgets; participate in annual Carmel River Low Flow Memorandum of Agreement process; conduct monitoring and management functions as part of Seaside Basin Watermaster Monitoring & Management Plan; provide technical assistance and expert testimony on Cal-Am rate cases before the CPUC; prepare annual Mitigation Program reports.

Water Use and Permitting – Collect, analyze and report data from approximately 1,000 wells and other sources for annual District-wide water production summary; coordinate with Planning & Engineering and Water Demand Divisions on Water Distribution System permitting.

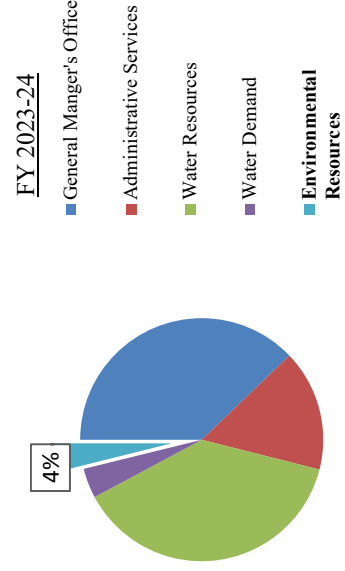
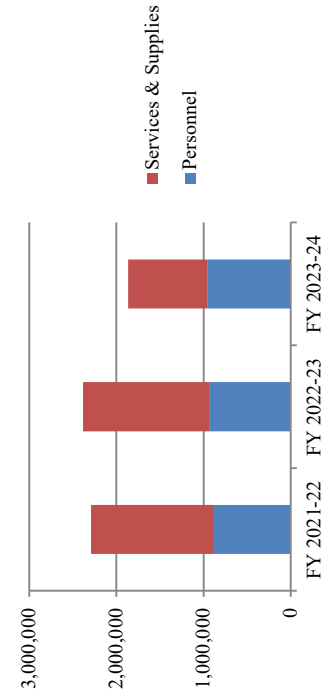
Classification	FY 2021-22 Revised	FY 2022-23 Revised	FY 2023-24 Adopted	FY 2023-24 Change
Environmental Resources Manager	1	1	1	0
Senior Fisheries Biologist	0	0	0	0
Associate Fisheries Biologist	1	1	1	0
Associate Fisheries Biologist	1	1	1	0
Assistant Fisheries Biologist	1	1	1	0
Environmental Programs Specialist	1	1	1	0
Resources Maintenance Specialist	1	1	1	0
TOTAL POSITIONS	6	6	6	0
TOTAL DISTRICT-WIDE POSITIONS	26.5	28.5	27.5	-1

Monterey Peninsula Water Management District
 Division Budget
 Fiscal Year 2023-2024 Budget

Environmental Resources

	FY 2021-22 Revised	FY 2022-23 Revised	FY 2023-24 Adopted	FY 2023-24 Change
Personnel				
Salaries	\$588,100	\$616,900	\$625,500	\$8,600
Retirement	154,900	179,900	186,600	6,700
Unemployment Compensation	3,000	3,000	3,000	-
Auto Allowance	0	0	0	-
Deferred Compensation	0	0	0	-
Temporary Personnel	0	0	0	-
Workers' Comp.	28,200	23,400	24,100	700
Employee Insurance	94,200	99,300	104,100	4,800
Medicare & FICA Taxes	8,600	9,000	9,100	100
Personnel Recruitment	0	0	0	-
Pre-Employment Physicals	0	0	0	-
Staff Development	4,400	4,400	4,400	-
Sub-total Personnel Costs	881,400	935,900	956,800	20,900
Services & Supplies	28,800	32,200	32,200	-
Fixed Assets	75,600	142,000	100,000	(42,000)
Project Expenditures	1,304,600	1,271,000	777,000	(494,000)
Debt Service	0	0	0	-
Election Expense	0	0	0	-
Contingency	0	0	0	-
Sub-total	1,409,000	1,445,200	909,200	(536,000)

	FY 2021-22	FY 2022-23	FY 2023-24	FY 2023-24 Change
TOTAL EXPENDITURES	2,290,400	2,381,100	1,866,000	(494,200)





BUDGET PROCESS CALENDAR

FISCAL YEAR 2023-2024

<i>2022 Target Dates</i>	<i>Action</i>	<i>Responsibility</i>
May 4	Budget Memorandum and Forms Distributed	Administrative Services
May 12	Budget Request Forms Due to ASD	Division Managers
May 16	Budget Review Session	Team Management
May 25	Proposed Budget Presented to Board Budget Workshop	Board of Directors
June 19	Board Adopts Budget Board Sets Appropriation Limit	Board of Directors

Glossary

Article XIII (B):

Article XIII (B) is a section of the California State Constitution relating to the amount of a public entities tax revenues that may be expended in a given fiscal year. In the instance of the MPWMD, the article limits the amount of property tax revenue that may be spent in a fiscal year. It is calculated based upon the prior year's limit multiplied by a factor representing annual growth in population and consumer prices. The latter is furnished by the State Treasurer's Office. The calculation, required since the passage of Proposition 13 in 1978, is contained in each District budget and is identified as "Property Tax Appropriation."

Budget Assumptions:

The budget assumptions are generally accepted statements, which if untrue, would materially alter the financial planning and budget of the agency.

Capital Assets:

Capital assets are equipment and components that have a useful life greater than one year and with an initial, individual cost of more than \$1,000 for equipment and \$5,000 for facilities and improvements.

Contingency:

The contingency is a nominal amount budgeted for expenditure for unforeseen emergencies or special purposes requiring Board approval.

Designated Reserves:

Designated reserves are funds set aside by the Board for specific, restricted uses. Examples include capital equipment, litigation, flood/drought, and pre-paid expenses.

Expenditures:

Expenditures are associated with each operating fund, as well with each program category. Personnel costs, services and supplies, capital assets and project expenditures are the principal categories. A pie chart graphically shows percentages of expenditures by line item.

Fiscal Year:

The fiscal year is the twelve-month period beginning July 1 and ending June 30 of the following year. The District uses the fiscal year as the basis for reporting financial information a twelve-month accounting period.

General Operating Reserves:

General operating reserves are the balances in each operating fund of the District that remain after all budgeted expenses are paid. Normally, the general operating reserve balance is carried forward from one fiscal year to the next. The value is verified annually by the independent auditor and reported in the annual audit report.

Labor Allocation by Operating Funds:

The Labor Allocation by Operating Funds is a budget schedule that relates employee output to the three operating funds. It shows the output of each employee as a percentage of total time by operating fund. This percentage is used throughout the budget as the basis of allocating general and administrative (overhead) costs to the operating funds.

Labor Allocation by Program Category:

The Labor Allocation by Program Category is a budget schedule that relates employee output to the budgeted program categories. It shows the output of each employee as a percentage of total time by program category. This percentage is used throughout the budget as the basis of allocating general and administrative (overhead) costs to the program categories.

Mitigation Revenue:

This is the revenue derived from the Agreement for Carmel River Mitigation Program between California American Water and Monterey Peninsula Water Management District.

Program Categories:

Program Categories are major service programs that have been identified. All expenditures, including labor costs, are allocated to each program category in order to identify what each program actually costs.

Project Expenditures:

The Summary of Project Expenditures is a listing of costs for the coming year that are projected as a result of specific projects and programs carried-out by the staff, consultants and contractors. Project expenditures do not include staff compensation for regular employees. It does include Pure Water Monterey water purchase costs.

Reimbursement Revenues:

Reimbursement revenues are received from various sources and allocated to offset expenditures related to the revenue source. These reimbursements received by the District are for projects carried-out by the District. Some of these reimbursements include grants, Cal-Am Water Conservation & Rebate Program funds, ASR operations reimbursement, direct-billed reimbursements, etc. All of the reimbursement revenues collected within the fiscal year is related to the expenses in the same fiscal year.

Revenues:

Revenues are derived from various sources and allocated to each operating fund. Property taxes, permits fees, water connection charges, water supply charge, Pure Water Monterey water sales revenue, user fees, interest on investments, reimbursements to the District for projects carried-out by the District and grants are the principal revenue sources. Revenues may include a portion of the prior-year fund balance used to offset expenditures. A pie chart graphically shows percentages of revenues according to source.

User Fees:

The User Fee is a percentage of Cal-Am ratepayers water bill that is collected and remitted by Cal-Am monthly. The proceeds of the User Fee have been used to support the District's environmental mitigation, conservation and rationing, water supply, and any other purposes.

Water Supply Charge:

The Water Supply Charge is a rate or charge that funds costs related to the provision of water. This annual charge raised by the District, 100% of which will support District water supply activities, including capital acquisition and operational costs for Aquifer Storage and Recovery, Groundwater Replenishment, and related water supply purposes for the general benefit of the District as a whole.

Abbreviations:

ASR – Aquifer Storage Recovery

IRWM – Integrated Regional Water Management

OPEB – Other Post-Employment Benefits

PWM – Pure Water Monterey

SHRF – Sleepy Hollow Rearing Facility