


Timeline for Action on the Cease and Desist Order

David J. Stoldt
General Manager

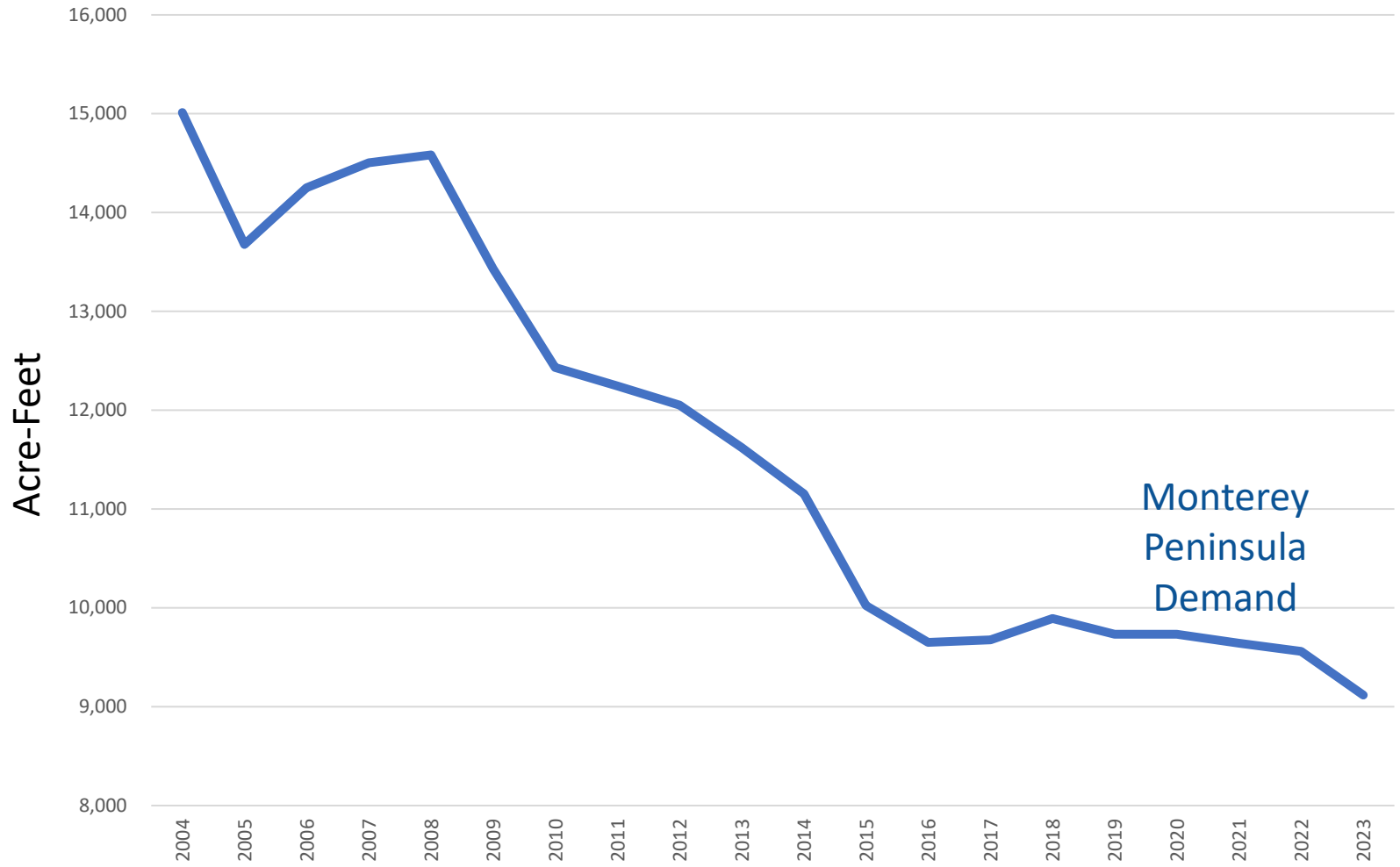
December 16, 2024



How Much Water is There?

Source of Supply	Amount Available
Carmel River	3,376 AF
Seaside Basin	1,474 AF
Pure Water Monterey (Base)	3,500 AF
Pure Water Monterey Expansion	2,250 AF
Aquifer Storage & Recovery (ASR)	1,210 AF
Sand City Desal	200 AF
Seaside Basin Wheeled from Others	20 AF
<u>Malpaso LLC</u>	<u>86 AF</u>
Total	12,116 AF

Water Demand – Last 20 Years



How Much Supply is Needed to Meet Current Demand?

Look to recent historical supply to meet customer demand

Supply to Meet Customer Demand	Amount
Last 3-Years	9,440 AF
Last 5-Years	9,557 AF
Last 10-Years	9,819 AF

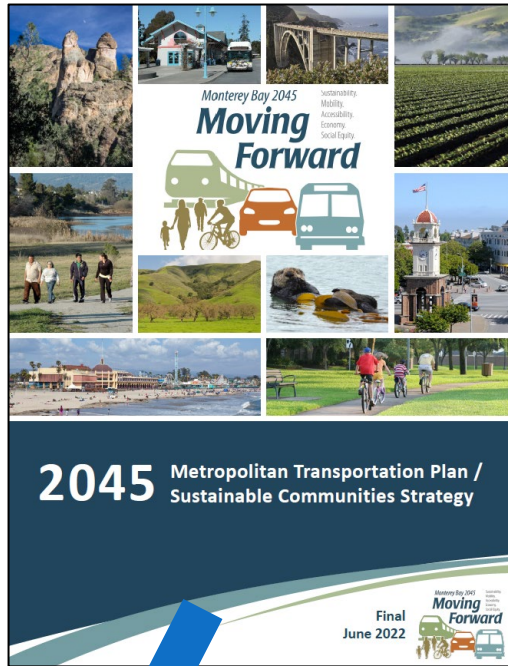

Supplies exceed demand by over 2,500 AFY

AMBAG Growth in Population, Jobs, & Housing

**Draft 6th Cycle Regional Housing Needs Allocation Plan
2023-2031**

April 2022

Association of Monterey Bay Area Governments

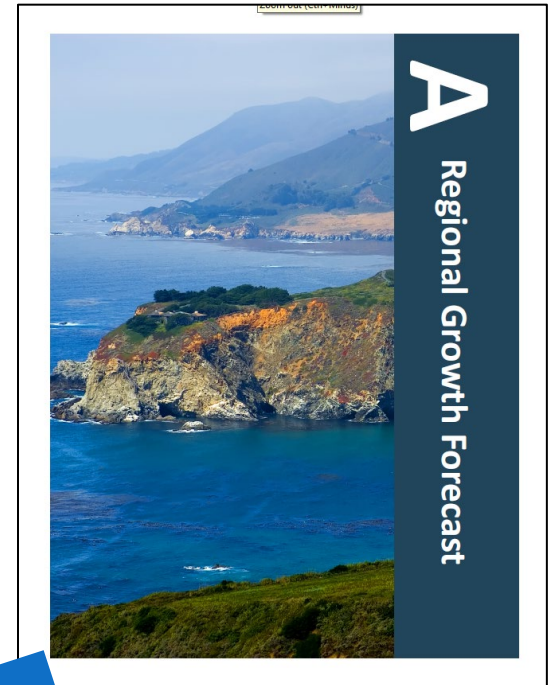



Monterey Bay 2045
Moving Forward

Sustainability, Mobility, Accessibility, Economy, Social Equity

2045 Metropolitan Transportation Plan / Sustainable Communities Strategy

Final June 2022



A Regional Growth Forecast

Indicates 1,039 AFY needed in 25 years; 41.6 AF per year

Recent Performance v. CDO

Water Year	Carmel River Diversions (AF)	Regulatory Limit on Carmel River (AF)	Was There "Trespass"?
2021-22	3,914	4,110	No
2022-23	2,416	3,376	No
2023-24	3,347	3,376	No
2024-25		3,376	Not Likely

"If we are not doing the crime, we shouldn't have to do the time..."

Likelihood of “Trespass” in Near-Future

	Amount Available
Supplies Available	12,116 AFY
5-Year Avg Demand	(9,557 AFY)
<i>Surplus Available</i>	<i>2,559 AF</i>
Hold as Factor of Safety	(1,000 AF)
<i>Net Available</i>	<i>1,559 AF</i>
Years at AMBAG Growth Rates	37 Years
Years at 3X AMBAG Growth Rates	12 Years

No Legal Basis Remains for a CDO...

4 Years of No Trespass



Multiple Years of New Supply
With No Future Trespass



And Cal-Am Continues to Pursue
Its Desalination Plant



Timing

Jan/Feb
Informal Meetings w/ SWRCB

Mar/April
Decision in CPUC Phase 2
Proceeding (Supply & Demand)

May
MPWMD Files Application to SWRCB
Requesting Modification to Order

May - Nov
SWRCB Process

Shortly Thereafter
Push Cal-Am to File Tier 1 Advice
Letter w/ CPUC

